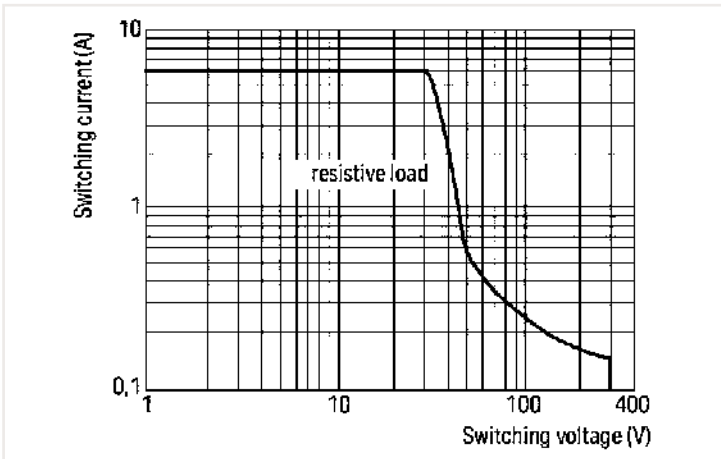
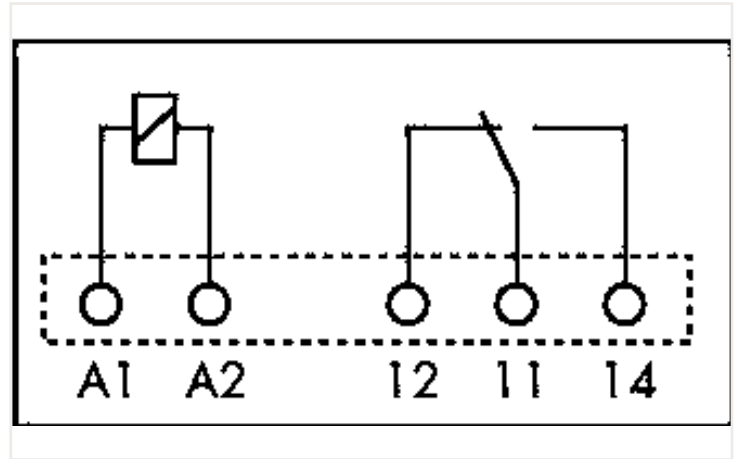
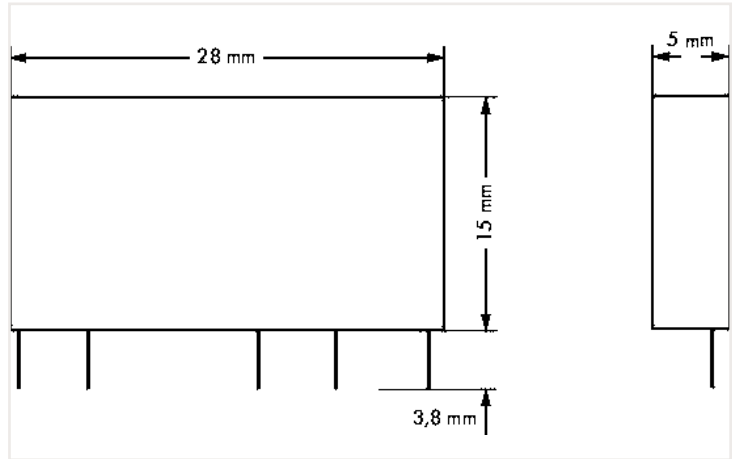


Data sheet | Item number: 857-155

Basic relay; Nominal input voltage: 60 VDC; 1 changeover contact; Limiting continuous current: 6 A; Module width: 5 mm; Module height: 15 mm



DC load limit curve



Dimensions in mm

Notes	
Note	<ul style="list-style-type: none"> The 60 VDC basic relay must be used for 60 VDC, 110 VDC, 220 VDC and 115 VAC/DC, 230 VAC/DC relay modules. To protect the relay coils and contacts, inductive loads must be dampened with an effective protection circuit. 30 VDC switching voltages and 50 mA currents must not be exceeded for gold-plated basic relays. Higher switching power eventually evaporates the gold layer. The resulting deposits in the housing may reduce service life.

Technical data	
Control circuit	
Nominal input voltage U_N	DC 60 V
Load circuit	
Number of changeover/switchover contacts	1
Contact material (relay)	AgSnO ₂
Limiting continuous current	6 A
Inrush current (resistive) max.	(AC) 20 A / 0.02 s
Switching voltage (max.)	AC 250 V
Switching power (resistive) max.	AC 1500 VA; DC (see load limit curve)
Switching capacity	AC-15: 3 A / AC 250 V; DC-13: 2 A / DC 24 V
Recommended minimum load	10 V / 10 mA; 24 V / 1 mA
Pull-in time (typ.)	8 ms
Drop-out time (typ.)	4 ms

Load circuit

Bounce time (typ.)	3.5 ms
Electrical life (NO; resistive load; 23 °C)	50 x 10 ⁸ switching operations
Mechanical life	5 x 10 ⁸ switching operations
Switching frequency with/without load (max.)	6 min ⁻¹ / 180 min ⁻¹

Safety and protection

Dielectric strength (control/load circuit) (AC, 1 min)	4 kVrms
Dielectric strength (open contact) (AC, 1 min)	1 kVrms
Protection type	IP20

Physical data

Width	5 mm / 0.197 inches
Height from the surface	15 mm / 0.591 inches
Depth	28 mm / 1.09 inches

Mechanical data

Mounting type	Pluggable module
---------------	------------------

Material data

Fire load	0 MJ
Weight	4.9 g

Environmental requirements

Ambient temperature (operation at U _N)	-40 ... 85 °C
Surrounding air temperature (storage)	-40 ... +85 °C
Relative humidity	5 ... 85 % (no condensation permissible)
Operating altitude (max.)	2000 m

Standards and specifications

Standards/specifications	EN 61810-1 EN 61373 VDE UR
--------------------------	-------------------------------------

Commercial data

Product Group	6 (Interface Electronics)
eCl@ss 10.0	27-37-16-01
eCl@ss 9.0	27-37-16-01
ETIM 8.0	EC001437
ETIM 7.0	EC001437
PU (SPU)	20 Stück
Packaging type	Box
Country of origin VKOrg Germany	CZ
GTIN	4045454551025
Customs tariff number VKOrg Germany	85364900990

Approvals and certificates

UL-Approvals



Approval	Standard	Certificate name
UL Underwriters Laboratories Inc.	UL 508	E340707

Installation notes

Installation



Removing a relay via ejector.