

85091-1 ✓ ACTIVE

Positive Lock | Mark II, Positive Lock 250

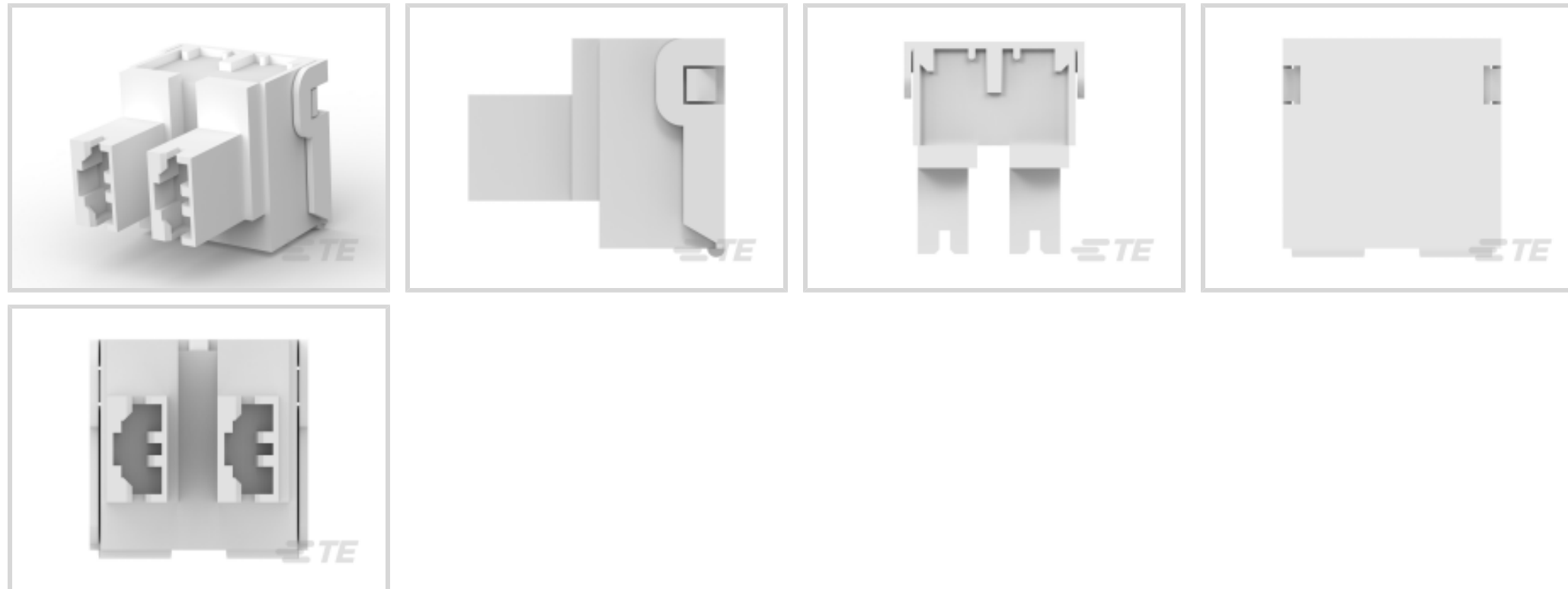
TE Internal #: 85091-1

Crimp Terminal Housings, Receptacle, Receptacle, 2 Position,
Straight, UL 94V-2, Natural, Nylon, Mating Alignment, Positive Lock
250

[View on TE.com >](#)



Terminals & Splices > Terminal Housings, Insulation Sleeves & Blocks > Crimp Terminal Housings



Terminal Type: **Receptacle**

Connector & Housing Type: **Receptacle**

Number of Positions: **2**

Terminal Orientation: **Straight**

UL Flammability Rating: **UL 94V-2**

Features

Product Type Features

Sealable	No
Connector & Housing Type	Receptacle

Configuration Features

Number of Positions	2
---------------------	---

Body Features

Primary Product Color	Natural
-----------------------	---------

Contact Features

Terminal Type	Receptacle
Terminal Orientation	Straight
Contact Mating Retention	Without

Mechanical Attachment

Mating Alignment	With
Connector Mounting Type	Cable Mount (Free-Hanging)



Housing Features

Housing Material	Nylon
Centerline (Pitch)	10 mm[.393 in]

Usage Conditions

Operating Temperature Range	-40 – 105 °C[-40 – 221 °F]
-----------------------------	----------------------------

Industry Standards

UL Flammability Rating	UL 94V-2
------------------------	----------

Product Compliance

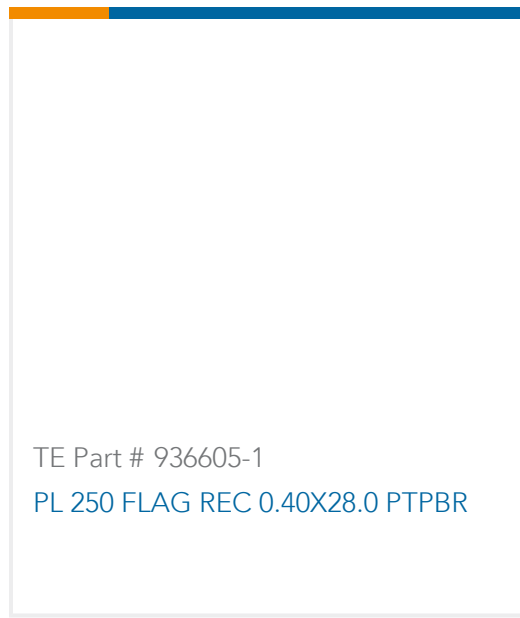
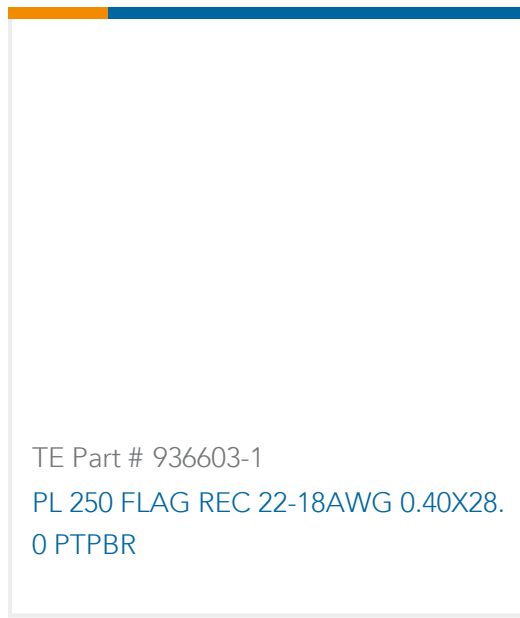
[For compliance documentation, visit the product page on TE.com>](#)

EU RoHS Directive 2011/65/EU	Compliant
EU ELV Directive 2000/53/EC	Compliant
China RoHS 2 Directive MIIT Order No 32, 2016	No Restricted Materials Above Threshold
EU REACH Regulation (EC) No. 1907/2006	Current ECHA Candidate List: JUNE 2024 (241) Candidate List Declared Against: JAN 2024 (240) Does not contain REACH SVHC
Halogen Content	Low Halogen - Br, Cl, F, I < 900 ppm per homogenous material. Also BFR/CFR/PVC Free
Solder Process Capability	Not applicable for solder process capability



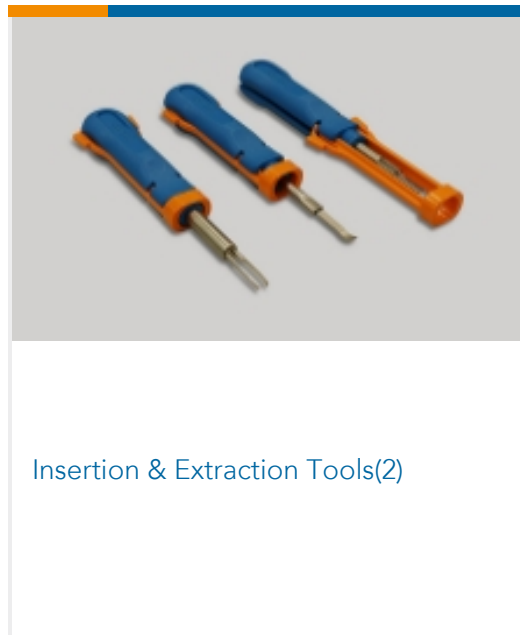
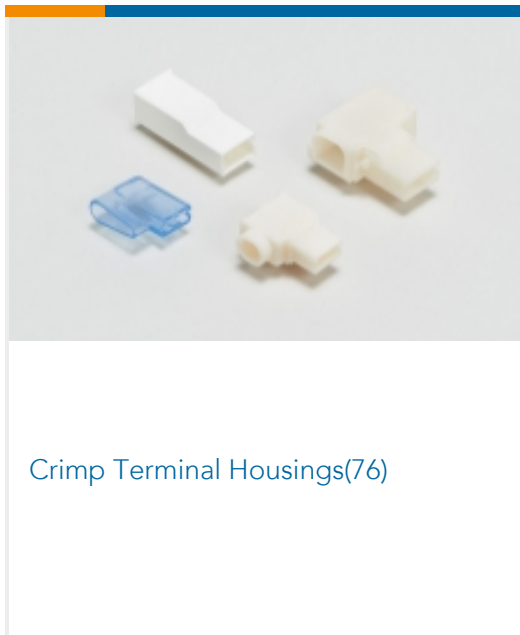

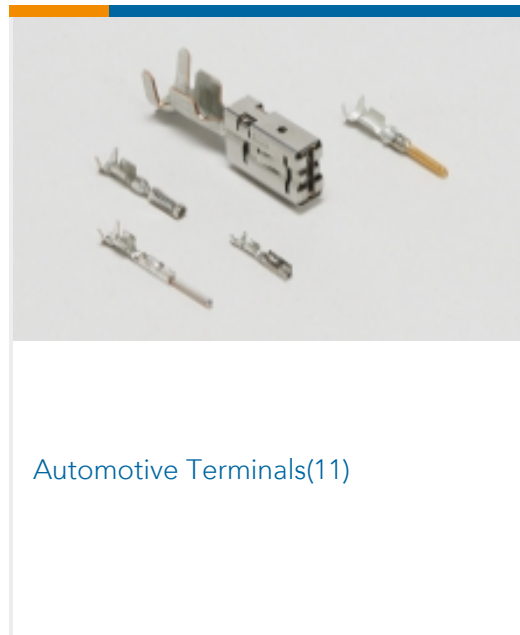
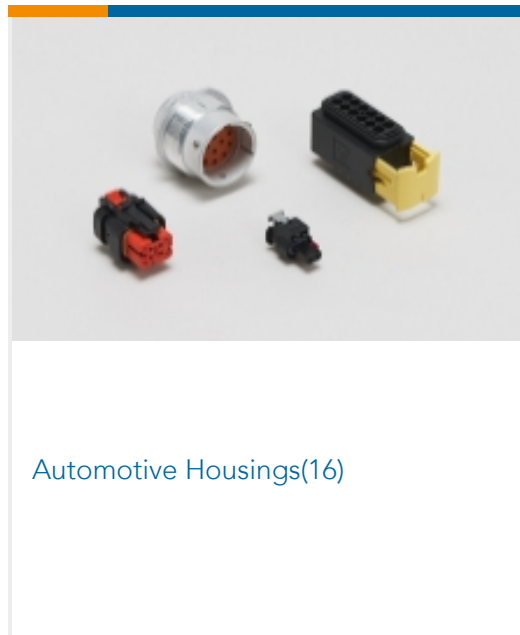
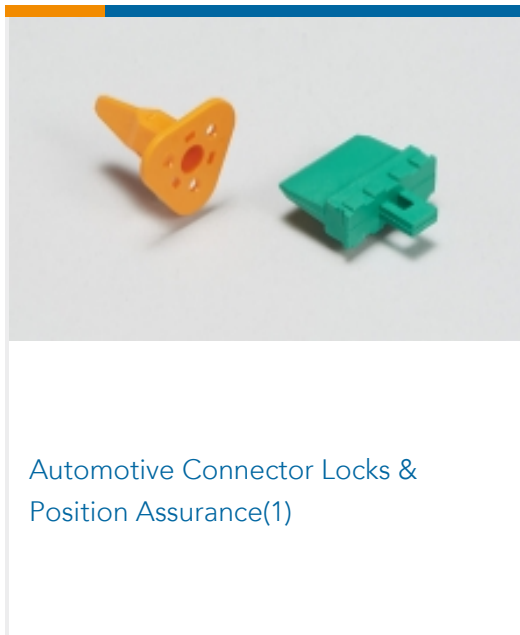
Product Compliance Disclaimer

This information is provided based on reasonable inquiry of our suppliers and represents our current actual knowledge based on the information they provided. This information is subject to change. The part numbers that TE has identified as EU RoHS compliant have a maximum concentration of 0.1% by weight in homogenous materials for lead, hexavalent chromium, mercury, PBB, PBDE, DBP, BBP, DEHP, DIBP, and 0.01% for cadmium, or qualify for an exemption to these limits as defined in the Annexes of Directive 2011/65/EU (RoHS2). Finished electrical and electronic equipment products will be CE marked as required by Directive 2011/65/EU. Components may not be CE marked. Additionally, the part numbers that TE has identified as EU ELV compliant have a maximum concentration of 0.1% by weight in homogenous materials for lead, hexavalent chromium, and mercury, and 0.01% for cadmium, or qualify for an exemption to these limits as defined in the Annexes of Directive 2000/53/EC (ELV). Regarding the REACH Regulation, the information TE provides on SVHC in articles for this part number is based on the latest European Chemicals Agency (ECHA) 'Guidance on requirements for substances in articles' posted at this URL: <https://echa.europa.eu/guidance-documents/guidance-on-reach>

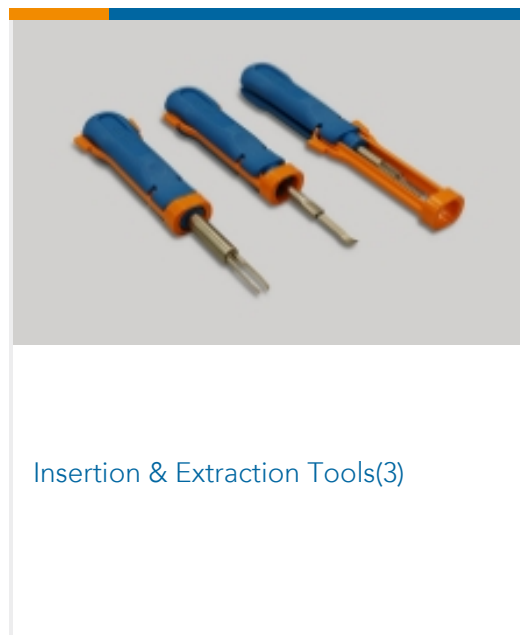
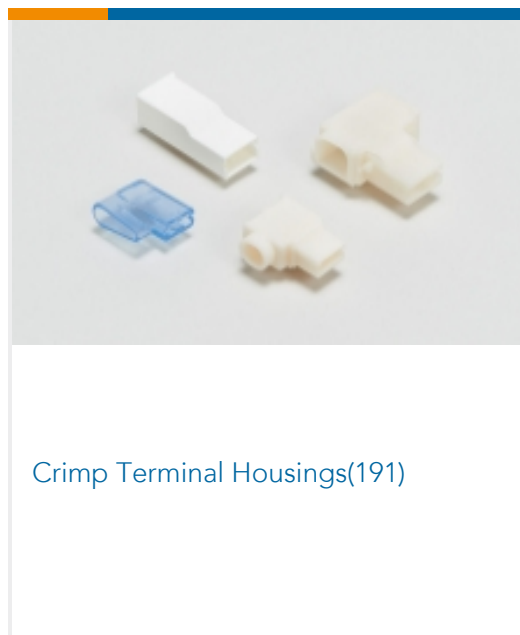

Compatible Parts



Also in the Series | **Mark II**



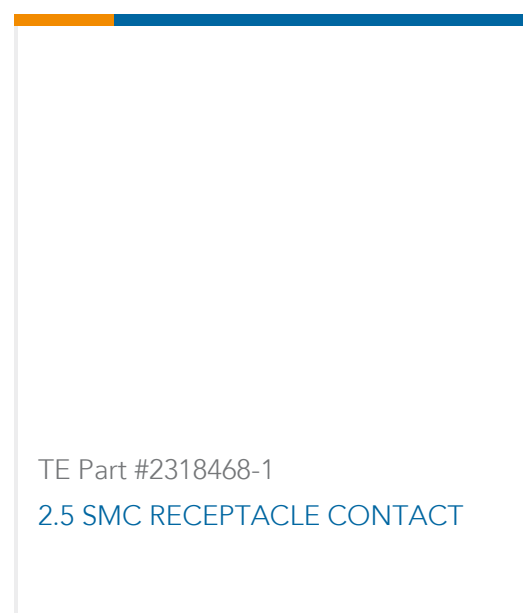
Also in the Series | **Positive Lock 250**





Quick Disconnects(185)

Customers Also Bought

TE Part #917802-2
DYNAMIC D-5 TAB CONT. AU (S)TE Part #292132-5
CT P/HDR BOX V 5P NATTE Part #770008-3
UMNL II SOK PTPPHBZTE Part #770007-1
UMNL II PIN PTPBRTE Part #172074-1
187 HSG. PLMKII REC. NATTE Part #1-176497-1
250 HSG. PL EX FLAG REC. NATTE Part #2232901-1
AMP POWER DBL LOCK REC (L)TE Part #770038-1
06P UMNL II PLUG REAR 94VOTE Part #770037-1
06P UMNL II PLUG-FRONT 94VOTE Part #2318468-1
2.5 SMC RECEPTACLE CONTACT

Documents

Product Drawings

250 HSG. PL MKII FLAG REC. 10mm 2P NAT

English

CAD Files

3D PDF

3D

Customer View Model

ENG_CVM_CVM_85091-1_E.2d_dxf.zip



English

Customer View Model

[ENG_CVM_CVM_85091-1_E.3d_igs.zip](#)

English

Customer View Model

[ENG_CVM_CVM_85091-1_E.3d_stp.zip](#)

English

By downloading the CAD file I accept and agree to the [Terms and Conditions](#) of use.

Agency Approvals

UL Report

English