

INTERCONNECTS

SERIES 850, 851, 852, 853 • 050" GRID SURFACE MOUNT HEADERS AND SOCKETS • SINGLE AND DOUBLE ROW STRIPS

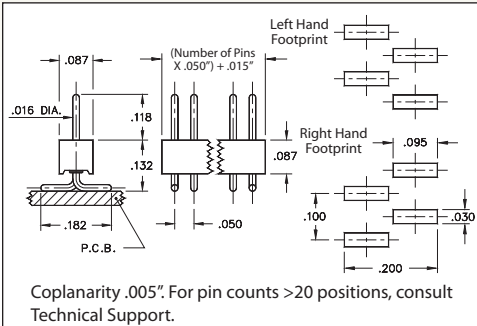


FIG. 1

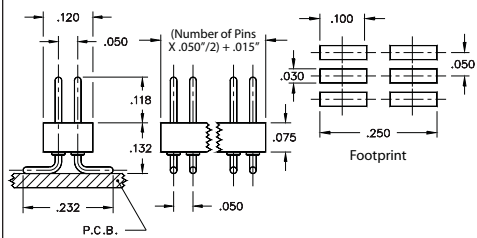


FIG. 2

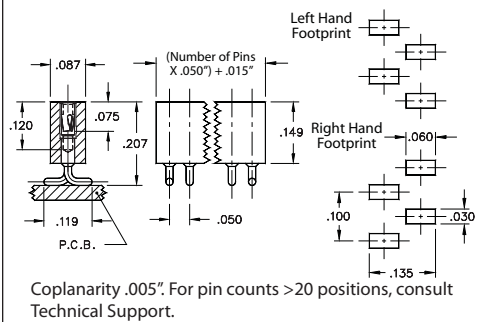


FIG. 3

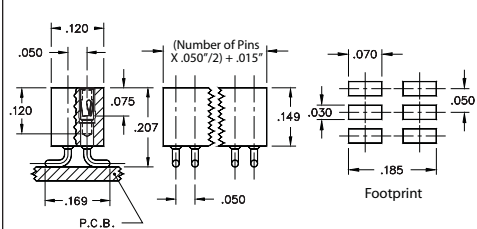



FIG. 4

- Single row interconnects having an even number of pins are now available with a left or right hand footprints
- Headers (850 and 852) use MM #4006 pins. See page 208 for details
- Sockets (851 and 853) use MM #4890-0 receptacles and accept pin diameters from .015"-.021". See page 160 for details
- Receptacles use Hi-Rel, 3-finger BeCu #11 contact rated at 3 amps. See page 251 for details
- Insulators are high temperature thermoplastic, suitable for all soldering operations



ORDERING INFORMATION

FIG. 1L	Single Row Header, Left Hand Footprint, Odd or Even # of Pins						
	850-XX-0__-30-001000 Specify number of pins ↑ 02-50						
FIG. 1R	Single Row Header, Right Hand Footprint, Even # of Pins						
	850-XX-0__-30-002000 Specify number of pins ↑ 02-50						
FIG. 2	Double Row Header, Even # of Pins						
	852-XX-__-30-001000 Specify number of pins ↑ 004-100						
SPECIFY PLATING CODE XX=		10 ◇	90	40 ◇			
Pin Plating		10 μ" Au	200 μ" Sn/Pb	200 μ" Sn			
FIG. 3L	Single Row Socket, Left Hand Footprint, Odd or Even # of Pins						
	851-XX-0__-30-001000 Specify number of pins ↑ 02-50						
FIG. 3R	Single Row Socket, Right Hand Footprint, Even # of Pins						
	851-XX-0__-30-002000 Specify number of pins ↑ 02-50						
FIG. 4	Double Row Socket, Even # of Pins						
	853-XX-__-30-001000 Specify number of pins ↑ 004-100						
SPECIFY PLATING CODE XX=		91	93	99	41 ◇	43 ◇	44 ◇
Sleeve (Pin)		200 μ" Sn/Pb	200 μ" Sn/Pb	200 μ" Sn/Pb	200 μ" Sn	200 μ" Sn	200 μ" Sn
Contact (Clip)		10 μ" Au	30 μ" Au	100 μ" Sn/Pb	10 μ" Au	30 μ" Au	100 μ" Sn

★ 44 Plating Non-Standard

