

Voltage control

→ EUL/EUH AC/DC voltage control

- Voltage monitoring
- 2 relays to cover 6 ranges of measurement : 0.2V to 600V
- Automatic recognition AC/DC
- Frequency up to 500 Hz



Specifications

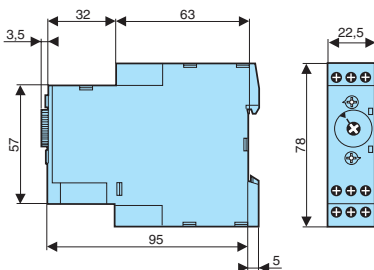
	EUL	EUH
Supply voltage		
24 V DC	84 872 020	84 872 030
24 V AC	84 872 021	84 872 031
120 V AC	84 872 023	84 872 033
230 V AC	84 872 024	84 872 034
Measurement range	0.2 → 60 V	15 → 600 V
Input	E1-M E2-M E3-M	E1-M E2-M E3-M
Sensitivity	E1-M : 0,2 to 2V E2-M : 1 to 10V E3-M : 6 to 60V	E1-M : 15 to 150V E2-M : 30 to 300V E3-M : 60 to 600V
Input resistance	E1-M : 2kΩ E2-M : 10kΩ E3-M : 60kΩ	E1-M : 100kΩ E2-M : 300kΩ E3-M : 600kΩ

General characteristics

Supply voltage U_n	24 V, 120 V, 230 V, 50/60 Hz (galvanic isolation via transformer) 24 V (no galvanic isolation). In this case, the product power supply and measuring circuit power supply must be electrically isolated.
Operating range	0.85 1.15 U_n
Maximum power consumption	3 VA / 1 W
Frequency of measured signal	40 500 Hz
Threshold U_e	Adjustment from 10 to 100 % of the measurement range
Hysteresis	Adjustment from 5 to 50 % of the displayed threshold
Display accuracy	± 10 % of the full scale
Delay on energisation T1	0.13 s ±10 %
Output relay	1 AgNi changeover, 8 A max
Temperature Use (°C)	-20 → +60
Storage temperature (°C)	-30 → +70

Dimensions

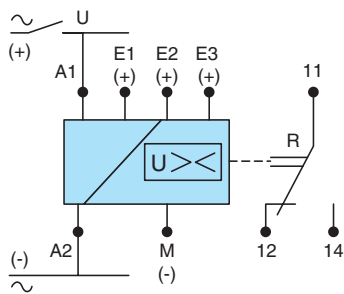
EUL / EUH



To order, see page 6

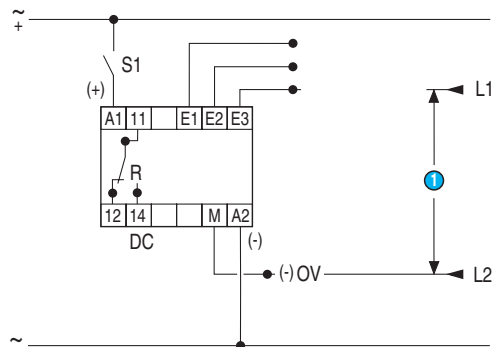
Connections

EUL



A1 - A2 : Supply voltage

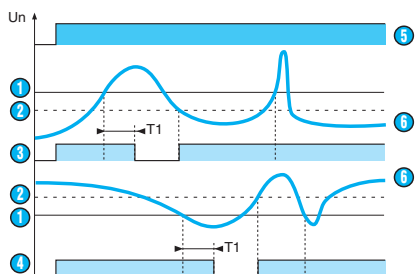
EUL / EUH



① Supply voltage to be monitored

Principles

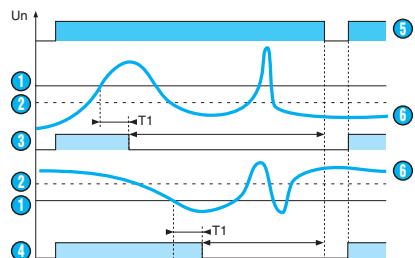
Control of AC/DC voltage without memory



When the value of the controlled voltage, AC or DC, reaches the threshold U_e displayed on the front face, the output relay changes state at the end of a time delay T_1 , which can be set on the front face at between 0.1 and 3s.
Once the voltage drops below 5 to 50 % of the threshold (hysteresis), the output relay changes state again instantly. Changing the hysteresis on the front face does not therefore modify the value of the preset threshold.

- ① Threshold U_e
- ② Hysteresis
- ③ UPPER function
- ④ UNDER function
- ⑤ Unit power-up
- ⑥ Controlled voltage

Control of AC/DC voltage with memory



When the value of the controlled voltage, AC or DC, reaches the threshold U_e displayed on the front face, the output relay changes state at the end of a time delay T_1 , which can be set on the front face at between 0.1 and 3s and remains latched in this position.

- ① Threshold U_e
- ② Hysteresis
- ③ UPPER function
- ④ UNDER function
- ⑤ Unit power-up
- ⑥ Controlled voltage
- ⑦ Memory