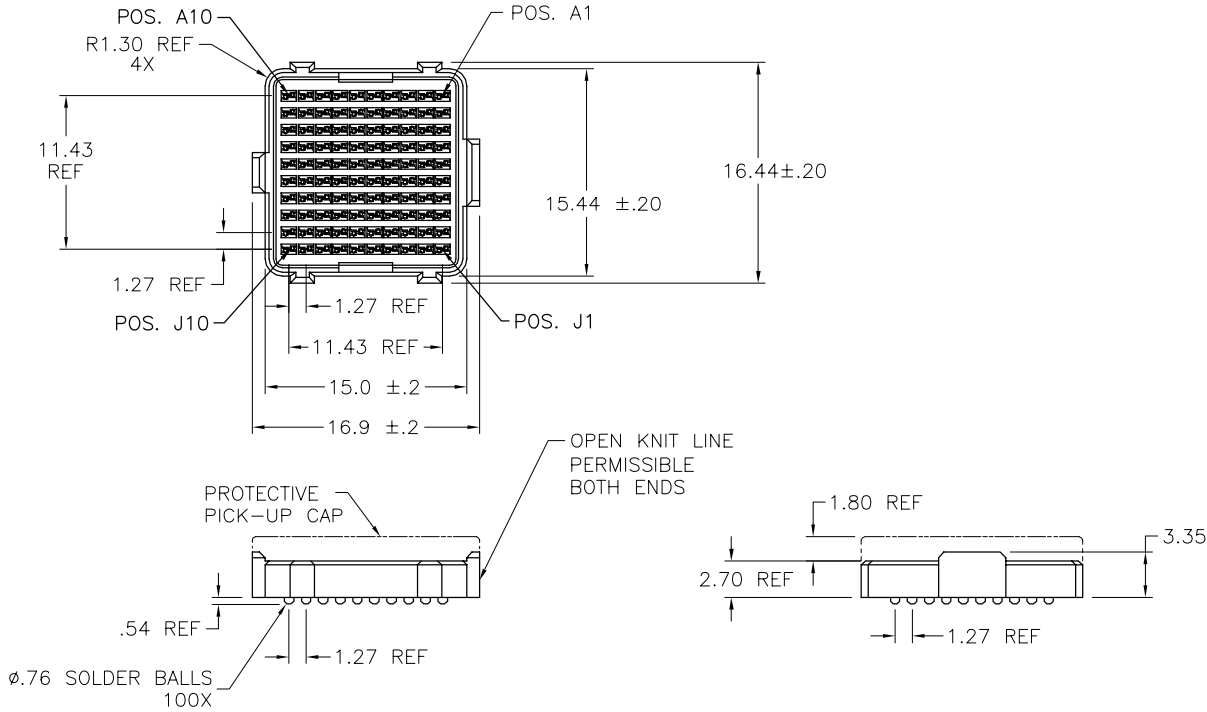


| PRODUCT No. | PICK-UP CAP | CONTACT PLATING | SOLDER BALL |
|-------------|-------------|-------------------------|-------------------------|
| 84513-001 | YES | 15u" (.38um) Au OVER Ni | SnPb |
| 84513-001LF | | | SnAgCu LEAD FREE (4)(5) |
| 84513-101 | YES | 30u" (.76um) Au OVER Ni | SnPb |
| 84513-101LF | | | SnAgCu LEAD FREE (4)(5) |
| 84513-201 | YES | SEE NOTE 3. | SnPb |
| 84513-201LF | | | SnAgCu LEAD FREE (4)(5) |



| | | | | | | | | | | |
|-------------|----------------|-----|------------|---------------------------------------|------------|-----------|------------|------------|-----------------------|-------------------|
| mat'l. code | | - | | surface | ASME Y14.5 | tolerance | ASME Y14.5 | projection | product family | MEG-Array |
| ltr | ecn no | dr | date | tolerances unless otherwise specified | | | angles | MM | title | |
| H | v07-0663 | LP | 2007/10/29 | | | | | | X #3 | 4mm RECPT. ASSY. |
| C | v20949 | DAI | 8-20-02 | 0° ±2' | | | | XXX #050 | 10 X 10 = 100 POS. | |
| D | v03-0680 | DAI | 06/19/03 | dr | D.WAUGHEN | 3-8-00 | scale 1:1 | | dwg no | sheet 1 of 3 size |
| E | v04-0940 | VS | 10/18/04 | engr | B.SPINK | 3-8-00 | FCI | | 84513 | A4 |
| F | v05-1071 | DAI | 12/21/05 | chr | B.SPINK | 3-8-00 | | | type CUSTOMER Drawing | |
| G | v06-0560 | LP | 7/14/06 | appd | B.SPINK | 3-8-00 | | | | |
| sheet index | revision sheet | H | H | H | | | | | | |
| | | 1 | 2 | 3 | | | | | | |

NOTES:

①. MAT'L

HOUSING: LCP
CONTACT: COPPER ALLOY

PLATING

CONTACT: (SEE TABLE ON SHEET1)
SOLDER BALL: (SEE TABLE ON SHEET1)
EUTECTIC SnPb OR LEAD FREE
95.5Sn/4Ag/0.5Cu

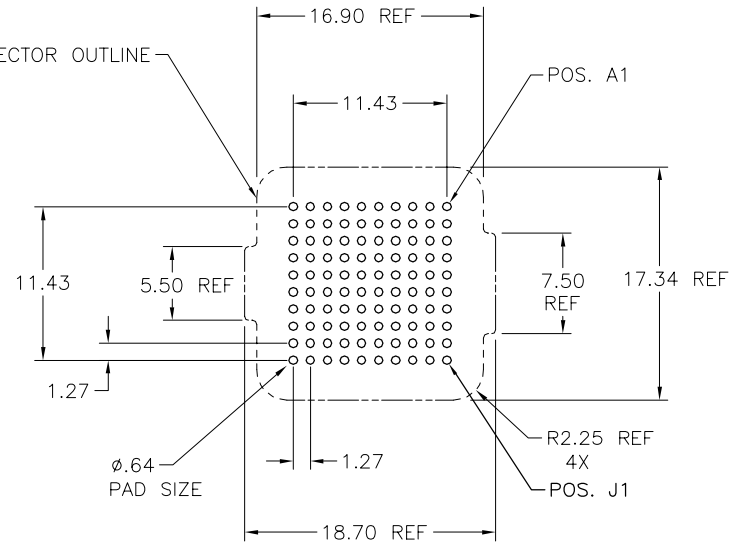
2. OVERALL BOARD-TO-BOARD STACK
HEIGHT WHEN MATED TO P/N 84512
100 POSITION 0mm RECPT. IS 4.0mm REF.

3. PLATING FOR -2XX SERIES DASH NOS. MEETS
THE REQUIREMENTS OF NORTEL NPS25298-2
(CENTRAL OFFICE ENVIRONMENT, 25 YEAR
LIFE EXPECTANCY).

④. FOR PROPER APPLICATION FOLLOW FCI APPLICATION
SPECIFICATION GS-20-033 LEAD FREE SOLDER BALLS WILL
NOT SOLDER PROPERLY IN A LEADED SOLDER PROCESS
DUE TO A HIGHER REFLOW TEMPERATURE. LEAD FREE
PRODUCT IS THEREFORE NOT BACKWARDS COMPATIBLE WITH
LEADED OR SOME SOLDERING APPLICATIONS. REFERENCE
FCI APPLICATION SPECIFICATION

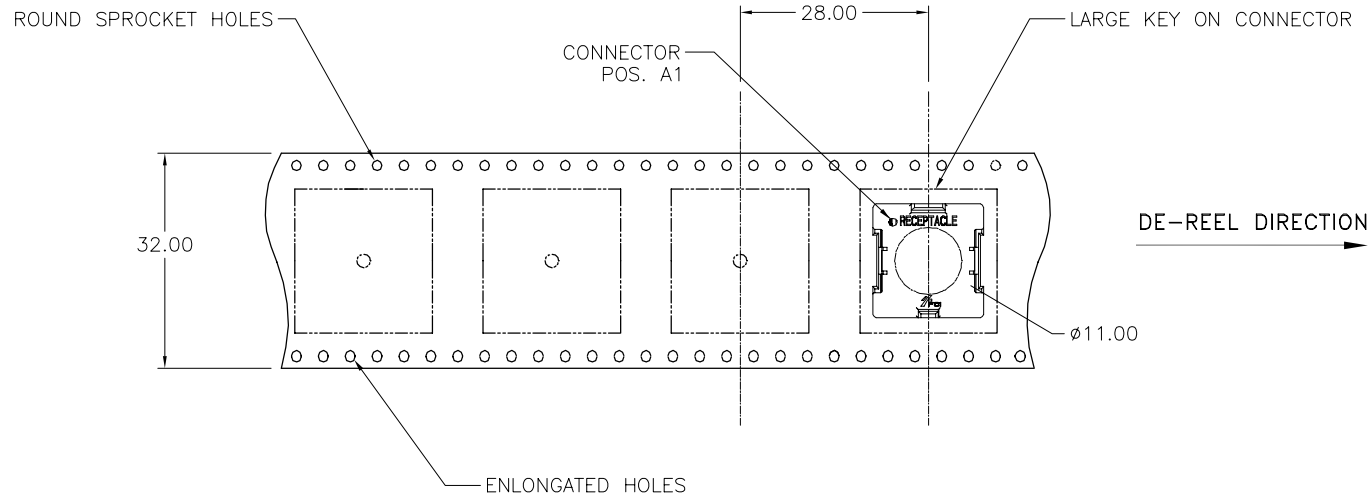
⑤. THIS PRODUCT MEETS EUROPEAN UNION DIRECTIVES AND
OTHER COUNTRY REGULATIONS AS DESCRIBED IN GS-22-008
PRODUCT MEETING THIS DIRECTIVE IS IDENTIFIED IN THE LOT
CODE NUMBER MARKED ON EACH PART BY HAVING AN "X"
IN THE SEVENTH CHARACTER POSITION

STENCIL MATED CONNECTOR OUTLINE
ONTO BOARD.



BOARD PATTERN

| | | | | | | | | | | | |
|-------------|----------------|----|------|---------------------------------------|------------|-----------|------------|------------|--------------------|------------------|------|
| mat'l. code | | - | | surface | ASME Y14.5 | tolerance | ASME Y14.5 | projection | product family | MEG-Array | |
| ltr | ecn no | dr | date | tolerances unless otherwise specified | | | | | title | | |
| H | | | | angles | linear | X *3 | | | 4mm RECPT. ASSY. | | |
| | | | | 0° ±2° | | XX *10 | scale | 1:1 | 10 X 10 = 100 POS. | | |
| | | | | dr | D.WAUGHEN | 3-8-00 | | dwg no | | sheet 2 of 3 | size |
| | | | | engr | B.SPINK | 3-8-00 | | 84513 | | A4 | |
| | | | | chr | B.SPINK | 3-8-00 | | type | | CUSTOMER Drawing | |
| | | | | appd | B.SPINK | 3-8-00 | | | | | |
| sheet index | revision sheet | | | | | | | | | | |



| | | | | | | | | | | | | | |
|-------------|----------------|----|------|---------------------------------------|------------|-----------|------------|------------|----------------|------------------|------------------|------|----|
| mat'l. code | | - | | surface | ASME Y14.5 | tolerance | ASME Y14.5 | projection | product family | MEG-Array | | | |
| ltr | ecn no | dr | date | tolerances unless otherwise specified | | | | | title | | | | |
| H | | | | angles | X ±3 | linear | .XX ±10 | | MM | 4mm RECPT. ASSY. | | | |
| | | | | 0° ±2' | XXX ±050 | | | scale | 1:1 | | | | |
| | | | | dr | D.WAUGHEN | 3-8-00 | | | sheet | | 3 of 3 | | |
| | | | | engr | B.SPINK | 3-8-00 | | | dwg no | | 84513 | size | A4 |
| | | | | chr | B.SPINK | 3-8-00 | | | type | | CUSTOMER Drawing | | |
| | | | | appd | B.SPINK | 3-8-00 | | | | | | | |
| sheet index | revision sheet | | | | | | | | | | | | |