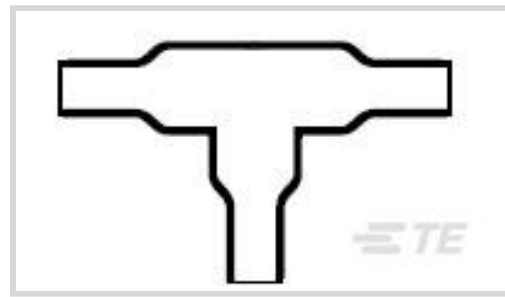




Wire Protection & Management > Heat Shrink Shapes > Cable Transitions & Breakouts



Molded Part Shape: **T Shape**

Number of Branches & Legs: **3**

Material Code: **3**

Material Systems Code: **10**

Adhesive Requirement: **Adhesive Precoat**

Features

Product Type Features

Molded Part Shape	T Shape
-------------------	---------

Configuration Features

Number of Branches & Legs	3
Adhesive Requirement	Adhesive Precoat

Body Features

Primary Product Material	Semi-Rigid Modified Polyolefin
Material Code	3
Material Systems Code	10

Dimensions

Inside Diameter Range (Leg 2)	6.9 – 13.2 mm [.27 – .52 in]
Inside Diameter Range (Body)	6.9 – 13.2 mm [.27 – .52 in]
Inside Diameter Range (Leg 1)	6.9 – 13.2 mm [.27 – .52 in]

Usage Conditions

Operating Temperature Range	-55 – 135 °C [-67 – 275 °F]
Resistance Protection	Occasional Fluid Exposure

Other

Size Code	022
Molded Part Shape Code	301A

Adhesive Code

42

Product Compliance

For compliance documentation, visit the product page on [TE.com](https://www.te.com)>

EU RoHS Directive 2011/65/EU

Compliant

EU ELV Directive 2000/53/EC

Compliant

China RoHS 2 Directive MIIT Order No 32, 2016

No Restricted Materials Above Threshold

EU REACH Regulation (EC) No. 1907/2006

Current ECHA Candidate List: JUNE 2024
(241)
Candidate List Declared Against: JAN 2024
(240)
Does not contain REACH SVHC

Halogen Content

Not Low Halogen - contains Br or Cl > 900
ppm.

Solder Process Capability

Not applicable for solder process capability

Product Compliance Disclaimer

This information is provided based on reasonable inquiry of our suppliers and represents our current actual knowledge based on the information they provided. This information is subject to change. The part numbers that TE has identified as EU RoHS compliant have a maximum concentration of 0.1% by weight in homogenous materials for lead, hexavalent chromium, mercury, PBB, PBDE, DBP, BBP, DEHP, DIBP, and 0.01% for cadmium, or qualify for an exemption to these limits as defined in the Annexes of Directive 2011/65/EU (RoHS2). Finished electrical and electronic equipment products will be CE marked as required by Directive 2011/65/EU. Components may not be CE marked. Additionally, the part numbers that TE has identified as EU ELV compliant have a maximum concentration of 0.1% by weight in homogenous materials for lead, hexavalent chromium, and mercury, and 0.01% for cadmium, or qualify for an exemption to these limits as defined in the Annexes of Directive 2000/53/EC (ELV). Regarding the REACH Regulation, the information TE provides on SVHC in articles for this part number is based on the latest European Chemicals Agency (ECHA) 'Guidance on requirements for substances in articles' posted at this URL: <https://echa.europa.eu/guidance-documents/guidance-on-reach>

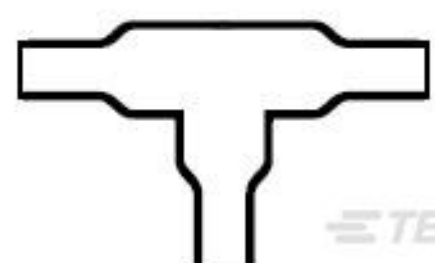
Customers Also Bought



TE Part #823765-000
382A023-3-0



TE Part #282857-4
TERMI-BLOK PCB MOUNT 90 4P.5



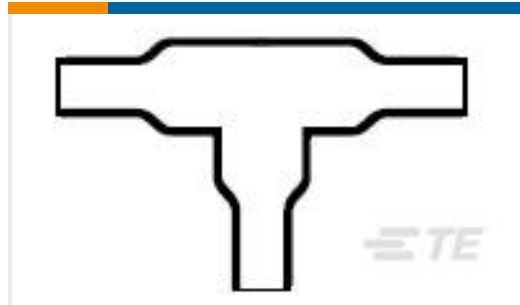
TE Part #807568-000
301A034-4/42-0



TE Part #36161
TERMINAL, PIDG R 12-10 10



TE Part #CJ8360-000
S200-2-W2-22-9



TE Part #823645-000
301A034-3/42-0



TE Part #ZPF000000000101626
787-0016-00



TE Part #539629-000
55PC0211-24-9CS2600

Documents

Product Drawings

[301A022-3/42-0](#)

English

Datasheets & Catalog Pages

[1654025_Sec4_-3](#)

English

[Raychem Molded Parts Visual Guide](#)

English

Product Specifications

[Product Specification](#)

English