

Aluminum Capacitors + 85 °C, Snap-in

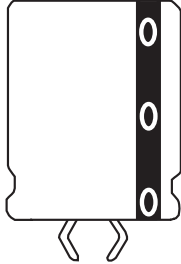


Fig.1 Component Outlines.

FEATURES

- High ripple capability
- Molded cover available in 2 and 3 terminal design with standoffs



QUICK REFERENCE DATA	
DESCRIPTION	VALUE
Nominal case size ØD x L in mm	0.866" x 0.984" [22.0 x 25.0] to 1.38" x 3.15" [35.0 x 80.0]
Operating temperature	- 40°C to + 85°C
Rated capacitance range, C _R	82µF to 56 000µF
Tolerance on C _R	-10%, + 30%
Rated voltage range, U _R	6.3 WVDC to 250 WVDC
Termination	Snap mount or 2 and 3 terminal straight leads
Life validation test at 85°C	2000 hours: Δ CAP ≤ 15% from initial measurement. Δ ESR ≤ 1.5 x initial specified limit. Δ DCL ≤ initial specified limit
Shelf life at 85°C	500 hours: Δ CAP ≤ 15 % from initial measurement. Δ ESR ≤ 1.3 x initial specified limit. Δ DCL ≤ 2 x initial specified limit
DC leakage current	$I = K \sqrt{cV}$ K = 4.0 at + 25 °C I in µA, C in µF, V in Volts

RIPPLE CURRENT MULTIPLIERS				
TEMPERATURE				
AMBIENT TEMPERATURE		MULTIPLIERS		
+ 55 °C		2.0		
+ 65 °C		1.7		
+ 75 °C		1.4		
+ 85 °C		1.0		
FREQUENCY (Hz)				
WVDC	50-60	300 - 1000	1000 AND UP	
0 - 49	0.85	1.10	1.15	
50 - 199	0.83	1.15	1.20	
200 - 250	0.80	1.30	1.40	
ESL (TYPICAL VALUES AT 1 MHz to 10 MHz)				
Nominal Diameter	0.866 [22.0]	0.984 [25.0]	1.18 [30.0]	1.38 [35.0]
Typical ESL (nH)	6.0	8.0	10.0	12.0

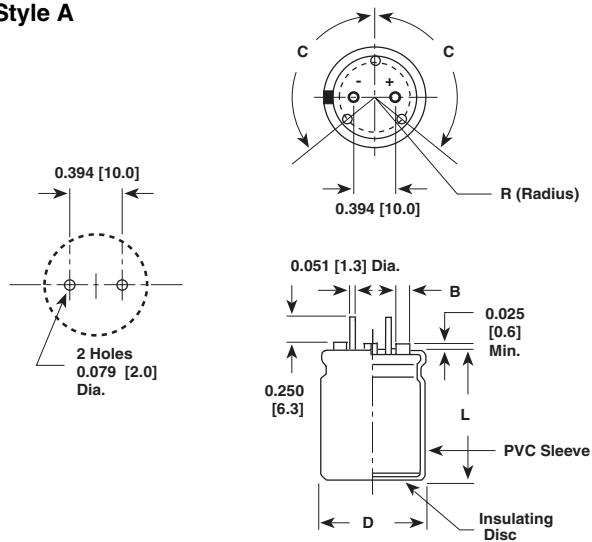
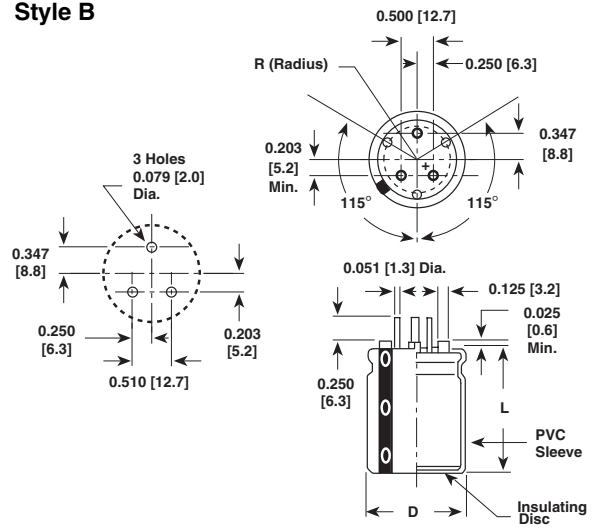
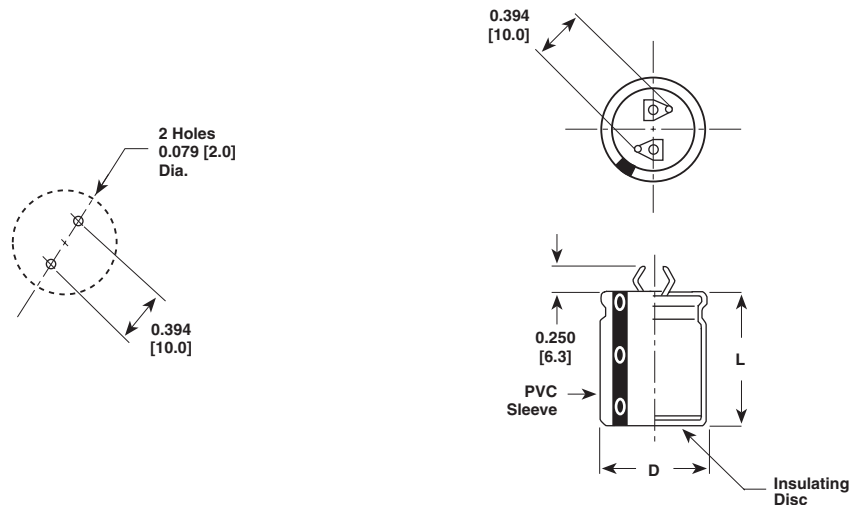
DIMENSIONS in inches [millimeters]									
CASE CODE	DIAMETER		LENGTH		CASE CODE	DIAMETER		LENGTH	
	D + 0.039 - 0 [+1.0 - 0]		L ± 0.079 [2.0]			D + 0.039 - 0 [+ 1.0 - 0]		L ± 0.079 [2.0]	
HA	0.87 [22.0]		1.00 [25.0]		KC	1.18 [30.0]		1.38 [35.0]	
HB	0.87 [22.0]		1.18 [30.0]		KD	1.18 [30.0]		1.57 [40.0]	
HD	0.87 [22.0]		1.57 [40.0]		KE	1.18 [30.0]		2.00 [50.0]	
JA	1.00 [25.0]		1.00 [25.0]		MB	1.38 [35.0]		1.18 [30.0]	
JB	1.00 [25.0]		1.18 [30.0]		MC	1.38 [35.0]		1.38 [35.0]	
JC	1.00 [25.0]		1.38 [35.0]		MD	1.38 [35.0]		1.57 [40.0]	
JD	1.00 [25.0]		1.57 [40.0]		ME	1.38 [35.0]		2.00 [50.0]	
JE	1.00 [25.0]		2.00 [50.0]		MF	1.38 [35.0]		2.50 [63.0]	
KA	1.18 [30.0]		1.00 [25.0]		MG	1.38 [35.0]		3.18 [80.0]	
KB	1.18 [30.0]		1.18 [30.0]						

DIMENSIONS in inches [millimeters]					
CIRCUIT BOARD MOUNT TERMINAL DIMENSIONS*					
DIAMETER		STYLE A			STYLE B
D	CASE CODE	B	R	C	R
1.00 [25.0]	J	0.093 [2.4]	0.301 [7.6]	140 °	N/A
1.18 [30.0]	K	0.125 [2.3]	0.363 [9.2]	120 °	0.391 [9.9]**
1.38 [35.0]	M	0.125 [3.2]	0.458 [11.6]	120 °	0.458 [11.6]**

*Style A and B not available in 0.866" [22.0mm] diameter units.

** Pin-type molded cover available on 80D/82D through 450 V. For 81D, only up through 250 V.

DIMENSIONAL AND AVAILABLE FORMS

Style A

Style B

Style D


ELECTRICAL DATA	
SYMBOL	DESCRIPTION
μF	rated capacitance
±%	P = 10 %, + 30 %
DC	voltage rating at 85° C
HA	see dimensions in millimeters table
2	PVC insulating sleeve
D	termination: 2 pin snap-in

ORDERING EXAMPLE*

Electrolytic capacitor 80D series

80D 682 P 6R3 HA 2 D

*Note: For lead (Pb)-free, add suffix E3 to part number.

Example: 80D682P6R3HA2DE3

ELECTRICAL DATA AND ORDERING INFORMATION						
CAPACITANCE (μF)	PART NUMBER	NOMINAL CASE SIZE D X L	MAX. ESR		MAX. RIPPLE at + 85°C (A)	
			120 Hz	10 kHz - 40 kHz	120 Hz	10 kHz - 40 kHz
16 WVDC at + 85°C, SURGE = 20 V						
3900.0*	80D392P016HA2D	0.866 x 0.984 [22.0 x 25.0]	113.0	99.0	2.5	2.8
5600.0	80D562P016HB2D	0.866 x 1.18 [22.0 x 30.0]	85.0	74.0	3.0	3.4
8200.0	80D822P016JB2D	0.984 x 1.18 [25.0 x 30.0]	73.0	65.0	3.3	3.6
8200.0	80D822P016KA2D	1.18 x 0.984 [30.0 x 25.0]	91.0	84.0	2.8	3.0
10000.0*	80D103P016JC2D	0.984 x 1.38 [25.0 x 35.0]	59.0	53.0	3.9	4.2
15000.0*	80D153P016JE2D	0.984 x 1.97 [25.0 x 50.0]	37.0	33.0	5.6	6.0
22000.0	80D223P016KE2D	1.18 x 1.97 [30.0 x 50.0]	35.0	32.0	5.8	6.1
33000.0*	80D333P016ME2D	1.38 x 1.97 [35.0 x 50.0]	19.0	17.0	9.4	10.0
25 WVDC at + 85°C, SURGE = 30 V						
2700.0*	80D272P025HA2D	0.866 x 0.984 [22.0 x 25.0]	120.0	99.0	2.4	2.8
3300.0*	80D332P025HB2D	0.866 x 1.18 [22.0 x 30.0]	90.0	74.0	2.9	3.4
4700.0	80D472P025JB2D	0.984 x 1.18 [25.0 x 30.0]	76.0	65.0	3.2	3.6
6800.0*	80D682P025KB2D	1.18 x 1.18 [30.0 x 30.0]	71.0	63.0	3.4	3.6
10000.0*	80D103P025JE2D	0.984 x 1.97 [25.0 x 50.0]	39.0	33.0	5.4	6.0
10000.0*	80D103P025MB2D	1.38 x 1.18 [35.0 x 30.0]	38.0	33.0	5.5	6.2
15000.0*	80D153P025KE2D	1.18 x 1.97 [30.0 x 50.0]	36.0	32.0	5.7	6.1
22000.0*	80D223P025ME2D	1.38 x 1.97 [35.0 x 50.0]	19.0	17.0	9.1	10.0
35 WVDC at + 85°C, SURGE = 44 V						
3300.0	80D332P035HB2D	0.866 x 1.18 [22.0 x 30.0]	96.0	74.0	2.7	3.4
4700.0*	80D472P035KB2D	1.18 x 1.18 [30.0 x 30.0]	-	-	-	-
6800.0*	80D682P035KC2D	1.18 x 1.38 [30.0 x 35.0]	60.0	51.0	3.8	4.2
10000.0*	80D103P035MC2D	1.38 x 1.38 [35.0 x 35.0]	33.0	27.0	6.2	7.2
12000.0*	80D123P035KE2D	1.38 x 1.38 [35.0 x 35.0]	33.0	27.0	6.2	7.2
15000.0*	80D153P035ME2D	1.38 x 1.97 [35.0 x 35.0]	20.0	17.0	8.8	10.0
50 WVDC at + 85°C, SURGE = 63 V						
1200.0*	80D122P050HA2D	0.866 x 0.984 [22.0 x 25.0]	144.0	99.0	2.8	2.0
1500.0	80D152P050HB2D	0.866 x 1.18 [22.0 x 30.0]	108.0	74.0	2.4	3.4
2200.0*	80D222P050HD2D	0.866 x 1.57 [22.0 x 40.0]	69.0	48.0	3.4	4.7
3300.0*	80D332P050JD2D	0.984 x 1.57 [25.0 x 40.0]	57.0	42.0	3.9	4.9
3300.0*	80D332P050KB2D	1.18 x 1.18 [30.0 x 30.0]	79.0	63.0	3.1	3.6
4700.0*	80D472P050KD2D	1.18 x 1.57 [30.0 x 40.0]	51.0	41.0	4.3	4.9
6800.0*	80D682P050KE2D	1.18 x 1.97 [30.0 x 50.0]	40.0	32.0	5.3	6.1

*These ratings are normally stocked.



Aluminum Capacitors
+ 85 °C, Snap-in

Vishay Sprague

ELECTRICAL DATA AND ORDERING INFORMATION						
CAPACITANCE (μ F)	PART NUMBER	NOMINAL CASE SIZE D X L	MAX. ESR		MAX. RIPPLE at + 85°C (A)	
			120 Hz	10 kHz - 40 kHz	120 Hz	10 kHz - 40 kHz
63 WVDC at + 85°C, SURGE = 79 V						
820.0	80D821P063HA2D	0.866 x 0.984 [22.0 x 25.0]	132.0	82.0	2.0	3.0
1200.0*	80D122P063HB2D	0.866 x 1.18 [22.0 x 30.0]	99.0	62.0	2.4	3.6
1500.0	80D152P063JB2D	0.984 x 1.18 [25.0 x 30.0]	82.0	55.0	2.8	3.8
2200.0	80D222P063KB2D	1.18 x 1.18 [30.0 x 30.0]	72.0	54.0	3.2	3.9
3300.0*	80D332P063MB2D	1.38 x 1.18 [35.0 x 30.0]	40.0	28.0	5.0	6.6
4700.0*	80D472P063KE2D	1.18 x 1.97 [30.0 x 50.0]	36.0	28.0	5.4	6.4
6800.0*	80D682P063ME2D	1.38 x 1.97 [35.0 x 50.0]	21.0	15.0	8.3	10.0
100 WVDC at + 85°C, SURGE = 125 V						
390.0	80D391P100HA2D	0.866 x 0.984 [22.0 x 25.0]	241.0	138.0	1.5	2.7
560.0	80D561P100HB2D	0.866 x 1.18 [22.0 x 30.0]	179.0	103.0	1.8	3.3
680.0	80D681P100JB2D	0.984 x 1.18 [25.0 x 30.0]	139.0	85.0	2.2	3.5
1000.0	80D102P100KB2D	1.18 x 1.18 [30.0 x 30.0]	111.0	74.0	2.7	3.7
1500.0	80D152P100JE2D	0.984 x 1.97 [25.0 x 25.0]	68.0	42.0	3.9	5.9
2200.0	80D222P100KE2D	1.18 x 1.97 [30.0 x 50.0]	55.0	37.0	4.7	6.2
3300.0	80D332P100ME2D	1.38 x 1.97 [35.0 x 50.0]	50.0	37.0	5.2	6.2
200 WVDC at + 85°C, SURGE = 250V						
100.0	80D101P200HA2D	0.866 x 0.984 [22.0 x 25.0]	1057.0	505.0	0.75	2.2
150.0	80D151P200JA2D	0.984 x 0.984 [25.0 x 25.0]	660.0	375.0	1.3	3.2
220.0*	80D221P200KA2D	1.18 x 0.984 [30.0 x 25.0]	460.0	272.0	1.7	3.6
330.0*	80D331P200KC2D	1.18 x 1.38 [30.0 x 35.0]	278.0	165.0	2.4	4.9
470.0*	80D471P200KD2D	1.18 x 1.57 [30.0 x 40.0]	220.0	131.0	2.8	5.7
680.0	80D681P200KD2D	1.18 x 1.57 [30.0 x 40.0]	248.0	127.0	2.1	4.7
820.0*	80D821P200ME2D	1.38 x 1.97 [35.0 x 35.0]	130.0	82.0	4.3	7.4
1000.0*	80D102P200ME2D	1.38 x 1.97 [35.0 x 50.0]	144.0	81.0	3.4	6.6
1200.0*	80D122P200ME2D	1.38 x 1.97 [35.0 x 50.0]	141.0	75.0	3.4	6.6
250 WVDC at + 85°C, SURGE = 300V						
100.0*	80D101P250JA2D	0.984 x 0.984 [25.0 x 25.0]	720.0	377.0	1.1	3.2
150.0	80D151P250JB2D	0.984 x 1.18 [25.0 x 30.0]	541.0	284.0	1.4	3.8
220.0*	80D221P250JD2D	0.984 x 1.57 [25.0 x 40.0]	343.0	182.0	2.0	5.2
330.0	80D331P250JE2D	0.984 x 1.97 [25.0 x 50.0]	263.0	140.0	2.5	6.3
470.0	80D471P250KE2D	1.18 x 1.97 [30.0 x 50.0]	185.0	101.0	3.2	7.0
680.0*	80D681P250ME2D	1.38 x 1.97 [35.0 x 50.0]	191.0	81.0	4.0	7.4

*These ratings are normally stocked.

NOTE: Some Inventory may include PVC sleeve with resin end seal (5D).
Additional Part Numbers normally found in distribution inventory include:

80D102P050HA2D	80D182P035HA2D	80D332P063JE2D	80D682P035JE2D
80D102P063HB2D	80D222P035HB2D	80D333P010KE2D	80D682P035MB2D
80D102P100JD2D	80D222P050KA2D	80D391P200MB2D	80D682P050MD2D
80D102P200MD2D	80D222P063JD2D	80D392P050JE2D	80D820P250HA2D
80D103P035KE2D	80D222P080JE2D	80D472P050JC2D	80D822P025JD2D
80D123P016KB2D	80D223P010MB2D	80D472P050JE2D	80D822P035MB2D
80D152P050JA2D	80D272P035HB2D	80D472P050MB2D	80D822P050ME2D
80D153P016MB2D	80D272P035JA2D	80D681P200MD2D	

Other capacitance values are available on request. Call for a quotation for price and delivery.