




PIDG

TE Internal #: 8-320562-2

Butt Splice, 16 – 14 AWG Wire Size, 1.25 – 2 mm² Wire Size,
Serrated, 2.05 – 5.18 kcmil Wire Size, 2050 – 5180 CMA Wire Size,
Copper, PIDG, Splices

[View on TE.com >](#)

Terminals & Splices > Splices > PIDG Butt Splices



Splice Type: **Butt Splice**

Wire Size: **1.25 – 2 mm²**

Sealable: **No**

Splice Features: **Serrated**

[All PIDG Butt Splices \(25\)](#)

Features

Product Type Features

Splice Accessory Type	Splice
Splice Type	Butt Splice
Sealable	No
Compatible With Discrete Wire Type	Stranded
Wire Insulation Support Retention Type	Insulation Support

Configuration Features

Number of Serrations	8
Compatible With Wire & Cable Type	Discrete Wire

Body Features

Insulation Material	Nylon
Product Weight	1.619 g
Splice Features	Serrated
Primary Product Color	Blue - Translucent



Contact Features

Terminal Plating Material	Tin
Contact Base Material	Copper
Barrel Type	Closed

Mechanical Attachment

Wire Insulation Support	With
-------------------------	------

Dimensions

Wire Size	2050 – 5180 CMA
Compatible Insulation Diameter Range	3.81 mm[.15 in]
Terminal Material Thickness	.46 mm[.018 in]
Product Length	32.13 mm[1.265 in]

Usage Conditions

Insulation Option	Fully Insulated
Operating Temperature Range	105 °C[221 °F]

Industry Standards

Government Qualified Splice	No
-----------------------------	----

Packaging Features

Packaging Quantity	50
Packaging Method	Loose Piece

Product Compliance

[For compliance documentation, visit the product page on TE.com>](#)

EU RoHS Directive 2011/65/EU	Compliant
EU ELV Directive 2000/53/EC	Compliant
China RoHS 2 Directive MIIT Order No 32, 2016	No Restricted Materials Above Threshold
EU REACH Regulation (EC) No. 1907/2006	Current ECHA Candidate List: JUNE 2024 (241) Candidate List Declared Against: JUNE 2024 (241) Does not contain REACH SVHC
Halogen Content	Low Halogen - Br, Cl, F, I < 900 ppm per homogenous material. Also BFR/CFR/PVC Free
Solder Process Capability	Not applicable for solder process capability

Product Compliance Disclaimer

This information is provided based on reasonable inquiry of our suppliers and represents our current actual knowledge based on the information they provided. This information is subject to change. The part numbers that TE has identified as EU RoHS compliant have a maximum concentration of 0.1% by weight in homogenous materials for lead, hexavalent chromium, mercury, PBB, PBDE, DBP, BBP, DEHP, DIBP, and 0.01% for cadmium, or qualify for an exemption to these limits as defined in the Annexes of Directive 2011/65/EU (RoHS2). Finished electrical and electronic equipment products will be CE marked as required by Directive 2011/65/EU. Components may not be CE marked. Additionally, the part numbers that TE has identified as EU ELV compliant have a maximum concentration of 0.1% by weight in homogenous materials for lead, hexavalent chromium, and mercury, and 0.01% for cadmium, or qualify for an exemption to these limits as defined in the Annexes of Directive 2000/53/EC (ELV). Regarding the REACH Regulation, the information TE provides on SVHC in articles for this part number is based on the latest European Chemicals Agency (ECHA) 'Guidance on requirements for substances in articles' posted at this URL: <https://echa.europa.eu/guidance-documents/guidance-on-reach>

Compatible Parts



TE Part # 59250
T-HEAD PIDG 26-14 ASSY



TE Part # 58423-1
DIE, RBY IS9252



TE Part # 47387-7
DAHT PG PIDG 16-12 ASSY



TE Part # 59824-1
TETRA-CRIMP PIDG PG FASTON 22-10 ASSY



TE Part # 58433-3
PRO CR ASSY, RBY IS9252



TE Part # 47387
DAHT PG PIDG 20-14 ASSY



TE Part # 525691
DAHT PG PIDG 16-14 ASSY



TE Part # 539691-2
ERGO DIE R.B.Y




TE Part # 2063030-1
SDE DIESET, RBY, UL



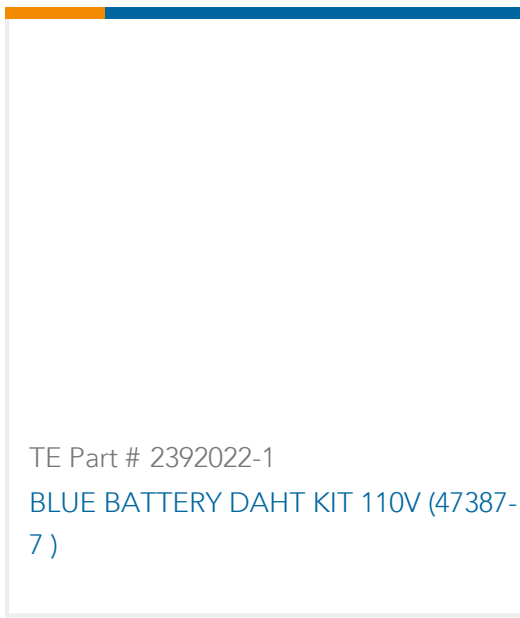
TE Part # 47807-1
DIES PIDG 16-14 DIE SET



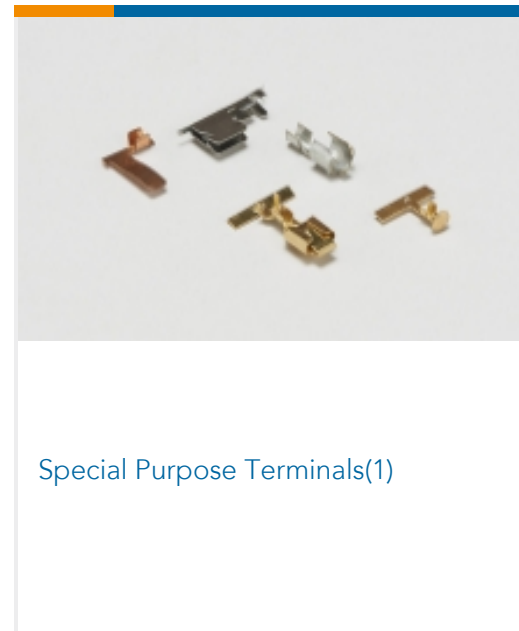
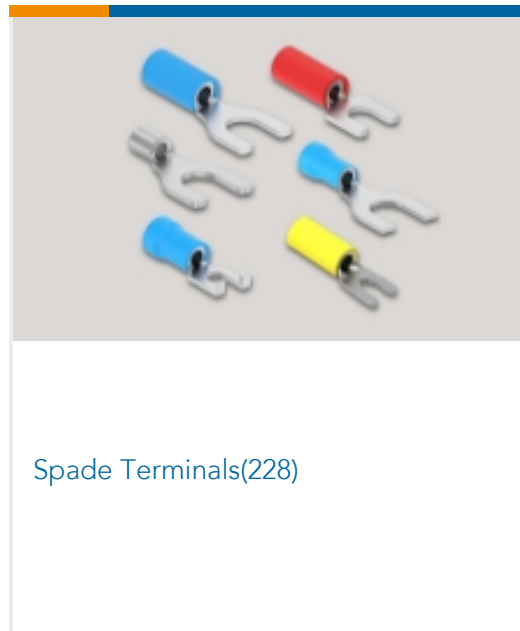
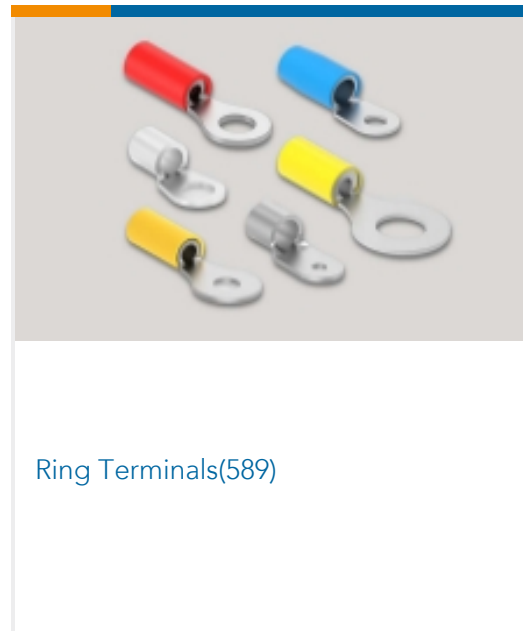
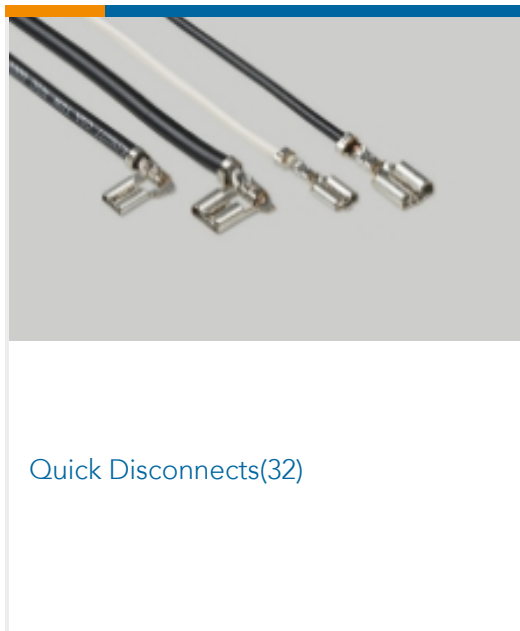

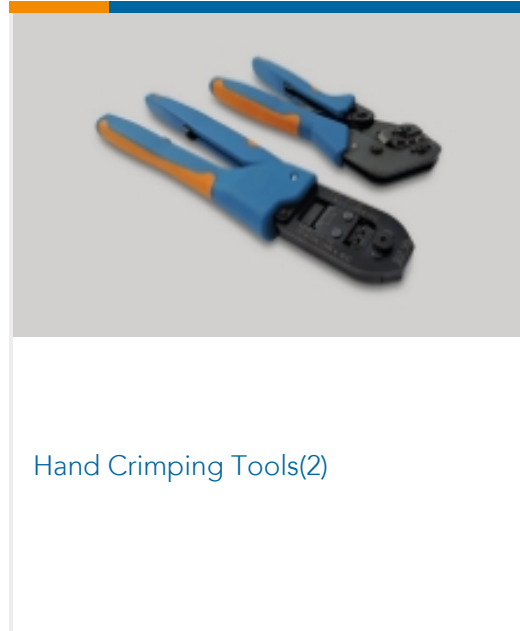
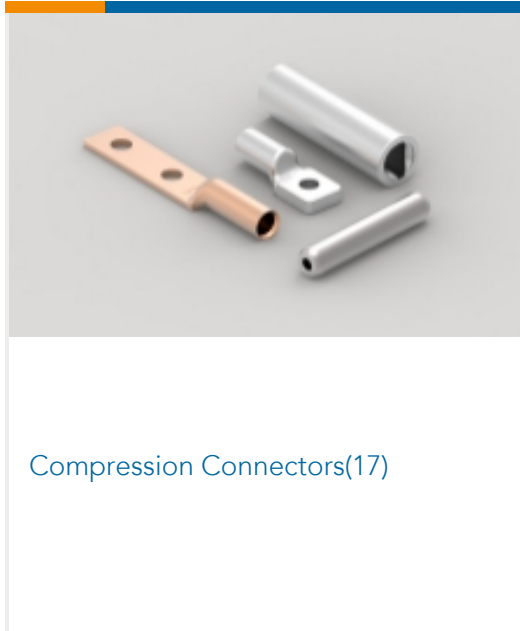
TE Part # 169400
CERTI-LOK FRAME W/O DIES



TE Part # 2392022-2
BLUE BATTERY DAHT KIT 220V (47387-7)



Also in the Series | PIDG



Customers Also Bought





Documents

Product Drawings

[SPLICE BUTT PIDG 16-14](#)

English

CAD Files

Customer View Model

[ENG_CVM_8-320562-2_M.3d_igs.zip](#)

English

Customer View Model

[ENG_CVM_8-320562-2_M.3d_stp.zip](#)

English

Customer View Model

[ENG_CVM_8-320562-2_M.2d_dxf.zip](#)

English

[3D PDF](#)

English

[3D PDF](#)

3D

Customer View Model

[ENG_CVM_CVM_8-320562-2_S.2d_dxf.zip](#)

English

Customer View Model

[ENG_CVM_CVM_8-320562-2_S.3d_igs.zip](#)

English

Customer View Model

[ENG_CVM_CVM_8-320562-2_S.3d_stp.zip](#)

English



By downloading the CAD file I accept and agree to the [Terms and Conditions](#) of use.