



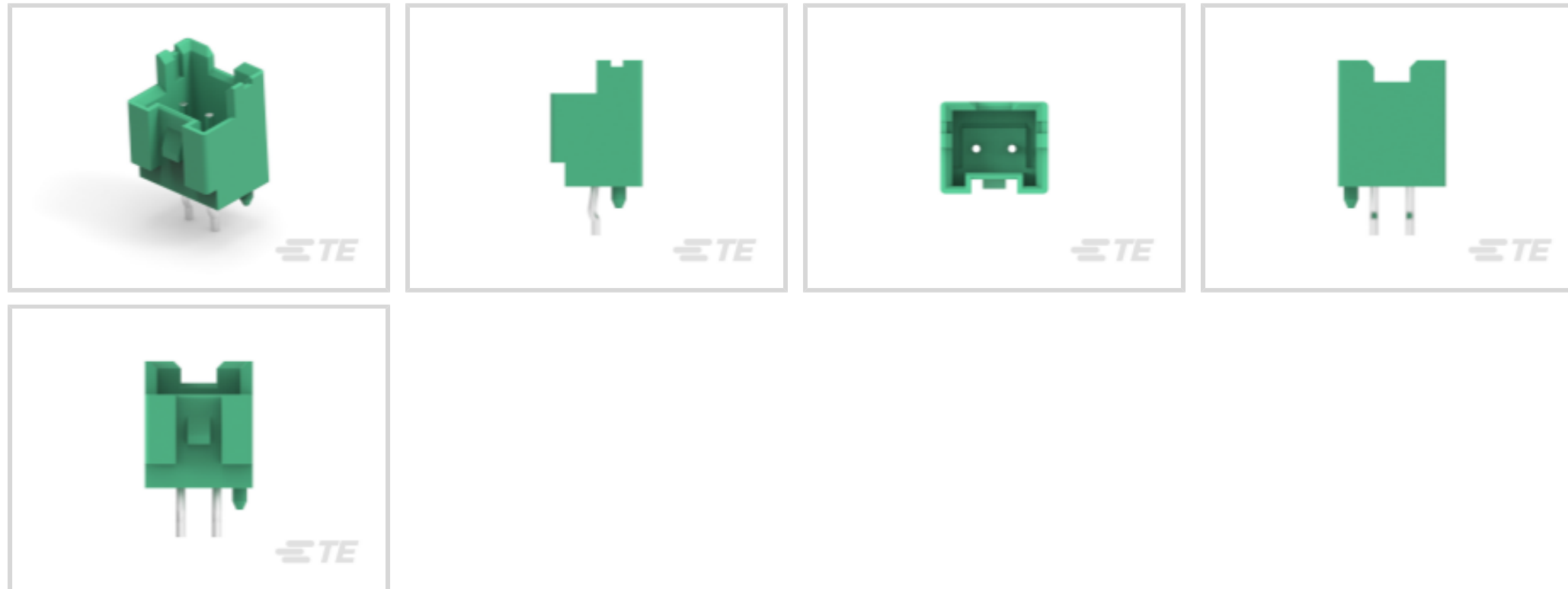
Economy Power 2.5

TE Internal #: 8-2338245-2

PCB Mount Header, Vertical, Wire-to-Board, 2 Position, 2.5 mm [.098 in] Centerline, Fully Shrouded, Tin, Through Hole - Solder, Economy Power 2.5

[View on TE.com >](#)

Connectors > PCB Connectors > PCB Headers & Receptacles



Connector System: **Wire-to-Board**

Number of Positions: **2**

Number of Rows: **1**

Centerline (Pitch): **2.5 mm [.098 in]**

PCB Mount Orientation: **Vertical**

**Features**

**Product Type Features**

Connector System	Wire-to-Board
Header Type	Fully Shrouded
Sealable	No
Connector & Contact Terminates To	Printed Circuit Board
PCB Connector Assembly Type	PCB Mount Header

**Configuration Features**

Number of Positions	2
Number of Rows	1
PCB Mount Orientation	Vertical

**Body Features**

Primary Product Color	Green
-----------------------	-------

**Contact Features**

Contact Mating Area Plating Material Thickness	2 µm[80 µin]
Contact Mating Area Plating Material Finish	Bright



Contact Underplating Material	Nickel
Contact Mating Area Plating Material	Tin
Contact Type	Pin
Contact Current Rating (Max)	4.2 A

### Termination Features

Termination Method to Printed Circuit Board	Through Hole - Solder
---	-----------------------

### Mechanical Attachment

Mating Alignment Type	Polarization
Mating Retention	With
Connector Mounting Type	Cable Mount (Free-Hanging)
Mating Alignment	With
PCB Mount Alignment	With
PCB Mount Retention	With

### Housing Features

Housing Material	PBT
Centerline (Pitch)	2.5 mm [.098 in]

### Usage Conditions

Operating Temperature Range	-55 – 105 °C [-67 – 221 °F]
-----------------------------	-----------------------------

### Operation/Application

Circuit Application	Power & Signal
---------------------	----------------

### Industry Standards

UL Flammability Rating	UL 94V-0
------------------------	----------

### Packaging Features

Packaging Method	Bag, Box
------------------	----------

### Product Compliance

[For compliance documentation, visit the product page on TE.com>](#)

EU RoHS Directive 2011/65/EU	Compliant
EU ELV Directive 2000/53/EC	Compliant
China RoHS 2 Directive MIIT Order No 32, 2016	No Restricted Materials Above Threshold
EU REACH Regulation (EC) No. 1907/2006	Current ECHA Candidate List: JUNE 2023 (235)



Candidate List Declared Against: JUNE 2023 (235)

Does not contain REACH SVHC

Halogen Content

Not Low Halogen - contains Br or Cl > 900 ppm.

Solder Process Capability

Not reviewed for solder process capability

Product Compliance Disclaimer

This information is provided based on reasonable inquiry of our suppliers and represents our current actual knowledge based on the information they provided. This information is subject to change. The part numbers that TE has identified as EU RoHS compliant have a maximum concentration of 0.1% by weight in homogenous materials for lead, hexavalent chromium, mercury, PBB, PBDE, DBP, BBP, DEHP, DIBP, and 0.01% for cadmium, or qualify for an exemption to these limits as defined in the Annexes of Directive 2011/65/EU (RoHS2). Finished electrical and electronic equipment products will be CE marked as required by Directive 2011/65/EU. Components may not be CE marked. Additionally, the part numbers that TE has identified as EU ELV compliant have a maximum concentration of 0.1% by weight in homogenous materials for lead, hexavalent chromium, and mercury, and 0.01% for cadmium, or qualify for an exemption to these limits as defined in the Annexes of Directive 2000/53/EC (ELV). Regarding the REACH Regulation, the information TE provides on SVHC in articles for this part number is based on the latest European Chemicals Agency (ECHA) 'Guidance on requirements for substances in articles' posted at this URL: <https://echa.europa.eu/guidance-documents/guidance-on-reach>

### Compatible Parts




TE Part # 8-2338183-2  
EP 2.5 HOUSING 2P, GREEN, UL version



TE Part # 8-2338244-2  
EP2.5 HDR 2P VERT W/O BOSS, GREEN,UL

### Also in the Series | Economy Power 2.5




Connector Contacts(6)



Connector Hardware(49)



PCB Headers & Receptacles(494)



Rectangular Power Connectors(43)



Wire-to-Board Connector Assemblies & Housings(311)

## Documents

### Product Drawings

[EP2.5 HDR 2P VERT BOSS, GREEN, UL](#)

English

### CAD Files

[3D PDF](#)

3D

Customer View Model

[ENG\\_CVM\\_CVM\\_8-2338245-2\\_A.2d\\_dxf.zip](#)

English

Customer View Model

[ENG\\_CVM\\_CVM\\_8-2338245-2\\_A.3d\\_igs.zip](#)

English

Customer View Model

[ENG\\_CVM\\_CVM\\_8-2338245-2\\_A.3d\\_stp.zip](#)

English

By downloading the CAD file I accept and agree to the [Terms and Conditions](#) of use.

### Product Specifications

[Application Specification](#)

English

### Instruction Sheets

[Instruction Sheet \(U.S.\)](#)

English

### Agency Approvals

[UL Report](#)

English