

Features

Frequency range : 20MHz to 64MHz
 Compact and thin
 Glass sealing, ceramic SMD package
 External dimensions (mm)
 L : 2.0 x W : 1.6 x H : 0.6
 RoHS compliant
 Contains Pb, exempted by RoHS directive

Applications

Notebook, Hard disk
 Computer peripherals
 OA, AV applications
 Home electronics
 Portable consumer products

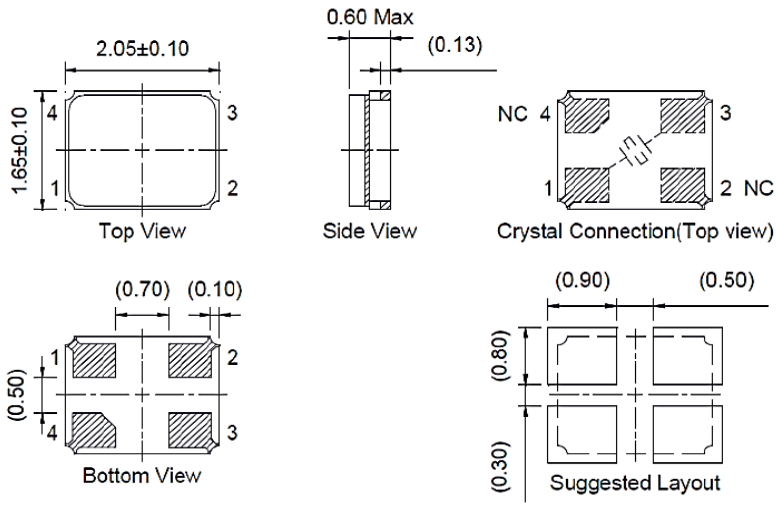
Electrical Characteristics

Item		7R	Conditions
Frequency Range	F_0	20MHz ~ 64MHz	
Frequency Tolerance	F_{tol}	$\pm 30\text{ppm}$, $\pm 20\text{ppm}$	at 25°C
Frequency Stability over Operating Temperature Range (refer to 25°C)	F_{stab}	$\pm 30\text{ ppm}$	-20°C ~ +70°C
		$\pm 20\text{ ppm}$	
		$\pm 30\text{ ppm}$	-40°C ~ +85°C
Operating Temperature Range	T_{OTR}	-20°C ~ +70°C	
		-40°C ~ +85°C	
Shunt Capacitance	C_0	2pF Max.	
Drive Level	D_L	1 ~ 100 μ W (10 μ W Typ.)	
Load Capacitance	C_L	6pF, 8pF, 10pF, 12pF	
Aging	F_{aging}	$\pm 3\text{ ppm Max.}$	at 25°C \pm 3°C, first year
Storage Temperature Range	T_{STR}	-55°C ~ +125°C	

Motional Resistance (ESR)

Fundamental	
20 ~ 24 MHz	200 Ω Max.
24 ~ 30 MHz	150 Ω Max.
30 ~ 36 MHz	120 Ω Max.
36 ~ 64 MHz	80 Ω Max.

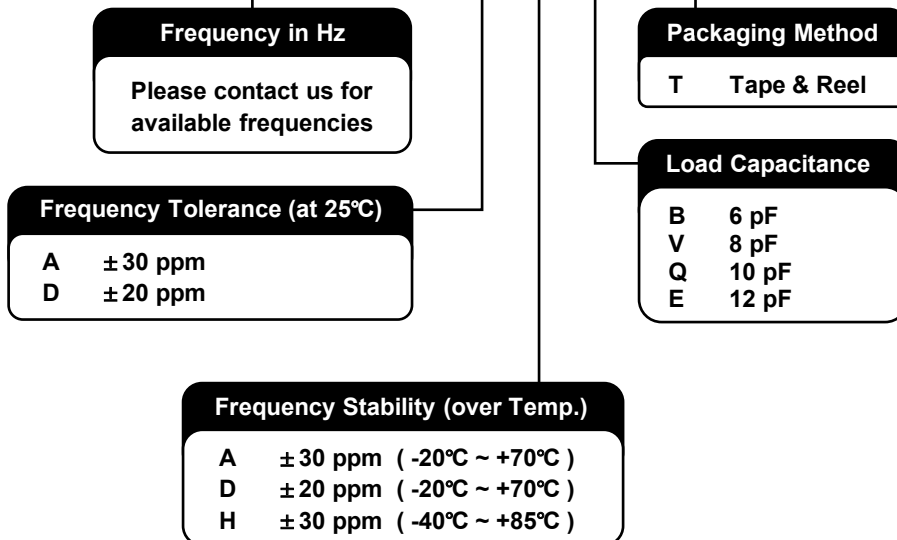
Dimensions



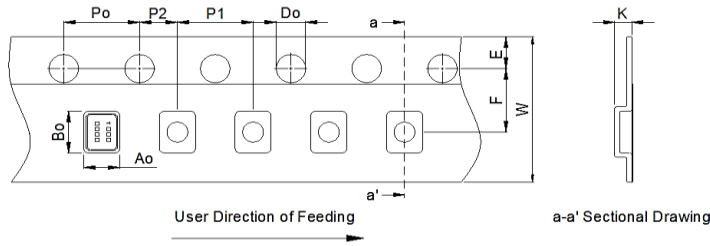
Units: mm

Ordering Information

7R - 16.000M - A H E - T

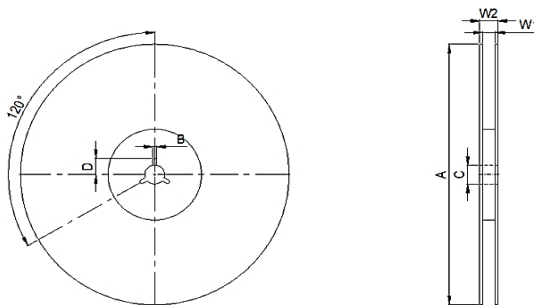


Packing



DIMENSIONS	A0	B0	D0	E	F
	1.90±0.10	2.30±0.10	1.55±0.10	1.75±0.10	3.50±0.10
	K	P0	P1	P2	W
0.90±0.10	4.00±0.10	4.00±0.10	2.00±0.10	8.00±0.20	

(Unit: mm)



DIMENSIONS	A	B	C	D	W1	W2
	178.00±1.00	2.75±0.25	13.00±0.50	11.00±0.50	8.50±0.50	11.50±0.20

(Unit: mm)

Reflow Profile

Solder melting point : 220°C ± 10°C, 60 sec. Min.

Peak temperature : 260°C ± 5°C, 10 sec. Min.

