




Connectors > Rectangular Connectors > Standard Rectangular Connectors



Connector Product Type: **Connector Assembly**

Connector & Housing Type: **Receptacle**

Mating Alignment: **With**

Mating Alignment Type: **Polarization**

Mating Retention: **With**

## Features

### Product Type Features

Connector Product Type	Connector Assembly
Connector & Housing Type	Receptacle
Connector System	Wire-to-Board
Sealable	No
Connector & Contact Terminates To	Printed Circuit Board

### Configuration Features

Contacts Preloaded	Yes
PCB Mount Orientation	Right Angle
Number of Positions	4
Number of Rows	1

### Electrical Characteristics

Operating Voltage	250 VDC
-------------------	---------

### Contact Features

Contact Layout	Inline
----------------	--------



Contact Type	Pin
PCB Contact Termination Area Plating Material	Tin
Contact Mating Area Plating Material	Tin
Contact Retention Within Housing	Without
Contact Current Rating (Max)	12 A

### Termination Features

Termination Post & Tail Length	3.6 mm[.14 in]
Termination Method to PCB	Through Hole - Solder

### Mechanical Attachment

PCB Mount Alignment Type	Locating Posts
PCB Mount Alignment	With
PCB Mount Retention	With
PCB Mount Retention Type	Boardlock
Mating Alignment	With
Mating Alignment Type	Polarization
Mating Retention	With
Mating Retention Type	Detent Lock
Connector Mounting Type	Board Mount

### Housing Features

Housing Material	Nylon
Housing Color	Natural
Centerline (Pitch)	5.08 mm[.2 in]

### Dimensions

PCB Thickness (Recommended)	2.36 mm[.093 in]
-----------------------------	------------------

### Usage Conditions

Operating Temperature Range	-55 – 105 °C[-67 – 221 °F]
-----------------------------	----------------------------

### Operation/Application

Shielded	No
Circuit Application	Power

### Industry Standards

UL Rating	Recognized
Compatible With Agency/Standards Products	UL



Compatible With Approved Standards Products	UL E28476
UL Flammability Rating	UL 94V-2

### Packaging Features

Packaging Quantity	100
Packaging Method	Bag

### Product Compliance

[For compliance documentation, visit the product page on TE.com>](#)

EU RoHS Directive 2011/65/EU	Compliant
EU ELV Directive 2000/53/EC	Compliant
China RoHS 2 Directive MIIT Order No 32, 2016	No Restricted Materials Above Threshold
EU REACH Regulation (EC) No. 1907/2006	Current ECHA Candidate List: JUNE 2024 (241) Candidate List Declared Against: JUNE 2024 (241) Does not contain REACH SVHC
Halogen Content	Low Halogen - Br, Cl, F, I < 900 ppm per homogenous material. Also BFR/CFR/PVC Free
Solder Process Capability	Wave solder capable to 265°C




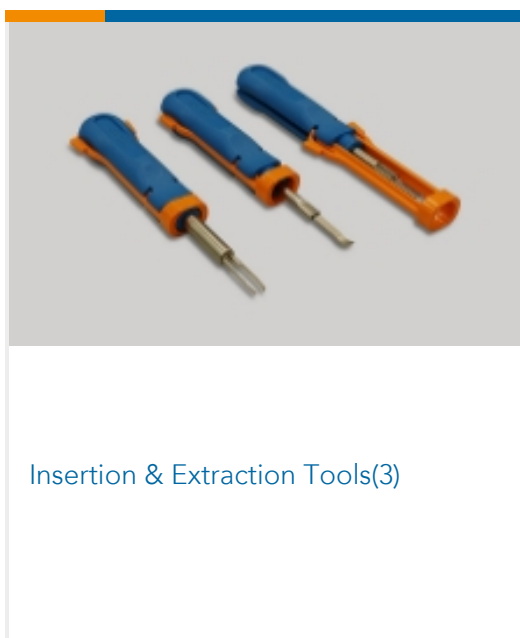

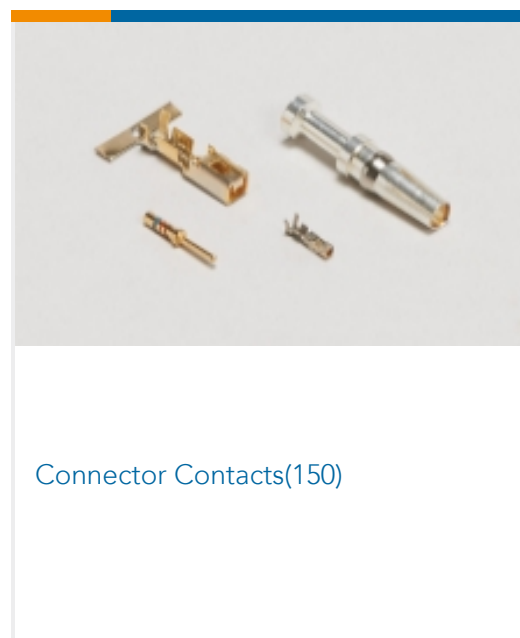
#### Product Compliance Disclaimer

This information is provided based on reasonable inquiry of our suppliers and represents our current actual knowledge based on the information they provided. This information is subject to change. The part numbers that TE has identified as EU RoHS compliant have a maximum concentration of 0.1% by weight in homogenous materials for lead, hexavalent chromium, mercury, PBB, PBDE, DBP, BBP, DEHP, DIBP, and 0.01% for cadmium, or qualify for an exemption to these limits as defined in the Annexes of Directive 2011/65/EU (RoHS2). Finished electrical and electronic equipment products will be CE marked as required by Directive 2011/65/EU. Components may not be CE marked. Additionally, the part numbers that TE has identified as EU ELV compliant have a maximum concentration of 0.1% by weight in homogenous materials for lead, hexavalent chromium, and mercury, and 0.01% for cadmium, or qualify for an exemption to these limits as defined in the Annexes of Directive 2000/53/EC (ELV). Regarding the REACH Regulation, the information TE provides on SVHC in articles for this part number is based on the latest European Chemicals Agency (ECHA) 'Guidance on requirements for substances in articles' posted at this URL: <https://echa.europa.eu/guidance-documents/guidance-on-reach>

### Compatible Parts



Also in the Series | Commercial MATE-N-LOK




Customers Also Bought



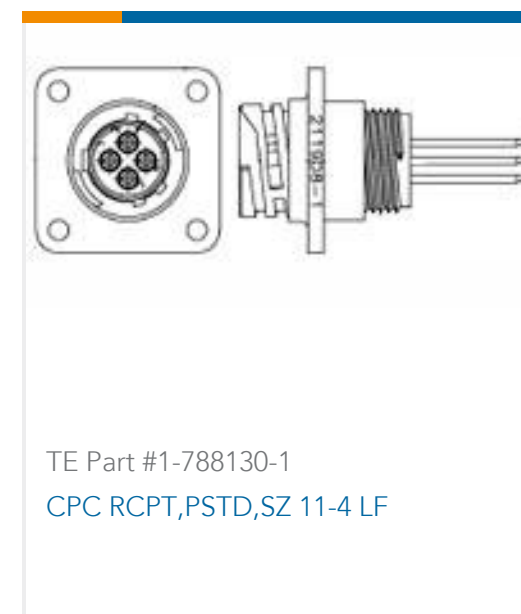
TE Part #747844-4  
09 MSFL RCPT RA 318 (IN,FM,BL)



TE Part #1060984-1  
5862 5002 09,OSX PCB JACK



TE Part #5106775-1  
Z-PACK/C VF 55P



TE Part #1-788130-1  
CPC RCPT,PSTD,SZ 11-4 LF



TE Part #194018-1  
PIN ASSY..070



TE Part #2007263-1  
SFP+ 1x2 Cage Assembly



TE Part #2065657-1  
zd Plus, 4 pair, receptacle assy



TE Part #1SNA168973R0700  
BJM6-10

## Documents

### Product Drawings

[04P CMNL HDR ASSY R/A PC NATL](#)

English

### CAD Files

Customer View Model

[ENG\\_CVM\\_794697-1\\_A.3d\\_igs.zip](#)

English

Customer View Model

[ENG\\_CVM\\_794697-1\\_A.3d\\_stp.zip](#)

English

Customer View Model

[ENG\\_CVM\\_794697-1\\_A.2d\\_dxf.zip](#)

English

### 3D PDF

English

By downloading the CAD file I accept and agree to the [Terms and Conditions](#) of use.

### Product Specifications

[Application Specification](#)

English

### Agency Approvals

[Agency Approval Document](#)

English