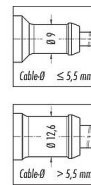
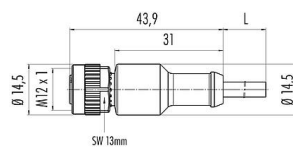


Product description	M12-A Female cable connector, Contacts: 4, unshielded, moulded on the cable, IP69K, UL, PUR, 4 x 0.34 mm², 5 m
Area	M12-A series 763
Part no.	77 3430 0000 50004-0500

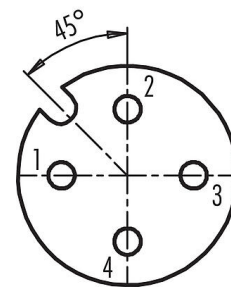
Illustration



Scale drawing



Contact arrangement (Plug-in side)



- 1 brown
- 2 white
- 3 blue
- 4 black

Technical data

General features

Part no.	77 3430 0000 50004-0500
	Alternative part no.: 79 3430 37 04
Notice	Please note that, due to the change from the old to the new order number, there may be deviations in the technical specifications. For questions about product details, please use the 'Contact Customer Service' form on the right.
Connector design	Female cable connector
Cable length	5 m
Version	Connector socket straight
Connector locking system	screw
Termination	moulded on the cable
Degree of protection	IP69K
Cross-sectional area	0.34 mm ² / AWG 22
Temperature range from/to	-25 °C / 90 °C
Mechanical operation	> 100 Mating cycles
Weight (g)	165.00
Customs tariff number	85444290

Electrical parameters

Rated voltage	250 V
Rated impulse voltage	2500 V
Rated current (40 °C)	4.0 A
Insulation resistance	≥ 10 ¹⁰ Ω
Pollution degree	3
Insulating material group	II
EMC compliance	unshielded

Product data sheet

Automation technology - sensors and actuators



Product description	M12-A Female cable connector, Contacts: 4, unshielded, moulded on the cable, IP69K, UL, PUR, 4 x 0.34 mm², 5 m
Area	M12-A series 763
Part no.	77 3430 0000 50004-0500

Material

Housing material	PUR
Contact body material	PUR
Contact material	CuSn (bronze)
Contact plating	Au (gold)
Locking material	Zinc die-cast nickel-plated
REACH SVHC	None (No pollutants)
SCIP number	SCIP-number not available

Authorization/approvals

Approvals	UL
-----------	----

Classifications

eCl@ss 11.1	27-06-03-11
ETIM 7.0	EC001855

Declarations of conformity

Low Voltage Directive	2014/35/EU (EN 60529:1991;EN 60204-1:2018)
RoHS Directive	2011/65/EU (EN 50581:2012)

Cable data - Structure of the cable

Cable diameter	4.7 mm
Cross section	4 x 0.34 mm ²
Sheath material	PUR
Single-lead insulation	PP9Y halogen-free
Single-lead structure	43 x 0.10 mm

Cable data - Electrical properties

Conductor resistance	60 Ω/Km (20°C)
----------------------	----------------

Cable data - Mechanical properties

Bending radius, fixed cable	≥ 5 x Ø
Bending radius, moving cable	≥ 10 x Ø
Bending cycles	> 5 million
Permitted acceleration	≥ 5 m/s ²
Travel distance, horizontal	≥ 5 m
Travel distance, vertical	≥ 5 m
Travel speed	≤ 200 m/min

Cable data - Thermal properties

Temperature range cable in move from/to	-25 °C / 80 °C
Temperature range cable fixed from/to	-50 °C / 80 °C

Product data sheet

Automation technology - sensors and actuators



Product description	M12-A Female cable connector, Contacts: 4, unshielded, moulded on the cable, IP69K, UL, PUR, 4 x 0.34 mm², 5 m
Area	M12-A series 763
Part no.	77 3430 0000 50004-0500

Cable data - Other features

Halogen free	yes
--------------	-----

Product description	M12-A Female cable connector, Contacts: 4, unshielded, moulded on the cable, IP69K, UL, PUR, 4 x 0.34 mm², 5 m
Area	M12-A series 763
Part no.	77 3430 0000 50004-0500

General Disclaim Notice

The connector must not be plugged or unplugged under load. Non-observance and improper use can result in personal injury.

The connectors have been developed for applications in plant engineering, control and electrical equipment construction. The user is responsible for checking whether the connectors can also be used in other areas of application.

The user must take suitable safety precautions to ensure that the connector cannot be accidentally disconnected.

Plug connectors with enclosure protection IP67 and IP68 are not suitable for use under water. For further information on the IP protection classes, please refer to the "Technical Information" download centre.

To lock the cable connector with the device connector, the threaded ring is tightened "hand-tight" (approx. 60 cNm).