788V Power Relays/DPST and 3PST, 16 Amp Rating (DC and AC), 3mm Spacing

UL Listed When Used With Magnecraft Sockets.

UL Recognized File No. E43641

Benefits of the 3mm Contact Gap Design:

- High Dielectric Strength Across Contacts.
- Improved Arc Quenching When Breaking High Current Loads.
- Meets European Spacing Requirements of 8mm Across Surfaces.



General Specifications (UL 508)

Contact Characteristics			Units	788VBXX, CXX Standard
Number and type of Contacts				DPST, 3PST (N.O.)
Contact materials				Silver Alloy
Thermal (Carrying) Current			A	16
Maximum Switching Voltage			V	300
Switching Current @ Voltage		~	Resistive	16A @ 277V 50/60Hz
		~	Resistive	16A @ 120V 50/60Hz
		⎓	Resistive	16A @ 28V
			HP	1/3 @ 120VAC
			HP	1/2 @ 240 VAC
			Pilot Duty	B300
Minimum Switching Requirement			mA	100 @ 5VDC (.5W)
Coil Characteristics				
Voltage Range		~	V	6....240, 50/60 Hz
		⎓	V	6....125
Operating Range	% of Nominal	~		85% to 110%
		⎓		80% to 110%
Average consumption		~	VA	2.0 - 3.0
		⎓	W	1.4
Drop-out voltage threshold		~		10%
		⎓		10%
Performance Characteristics				
Electrical Life (UL508)	Operations @ Rated Current		(Resistive)	100,000
Mechanical Life	Unpowered			5,000,000
Operating time (response time)			ms	20
Dielectric strength	Between coil and contact	~	Vrms	4000
	Between poles	~	Vrms	2000
	Between contacts	~	Vrms	1500
Environment				
Product certifications	Standard version			UL, CSA, CE
Ambient air temperature around the device	Storage		°C	-40...+85
	Operation		°C	-40...+55
Vibration resistance	Operational		g-n	3, 10 - 55 Hz
Shock resistance			g-n	10
Degree of protection				IP 40
Weight			grams	88

Full Featured Dimensions

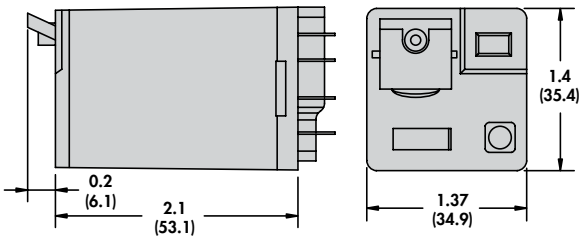

Plain Cover Dimensions

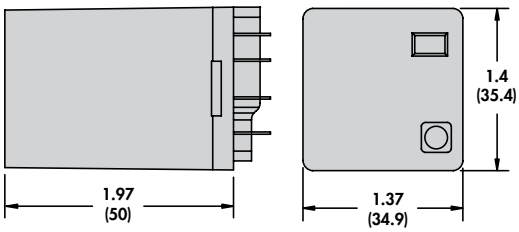

Full Featured

Plain Cover

Standard Part Numbers

Nominal Voltage	Coil Resistance	DPST Part Number (Full Feature)	DPST Part Number (Plain Cover)	*DPST Superceding (Plain Cover)*
AC Operated				
6 VAC 50/60 Hz	4.2 Ohms	788VBXXM4L-6A	788VBXXC-6A	*388VBXXC-6A*
12 VAC 50/60 Hz	18 Ohms	788VBXXM4L-12A	788VBXXC-12A	*388VBXXC-12A*
24 VAC 50/60 Hz	72 Ohms	788VBXXM4L-24A	788VBXXC-24A	*388VBXXC-24A*
120 VAC 50/60 Hz	1700 Ohms	788VBXXM4L-120A	788VBXXC-120A	*388VBXXC-120A*
220-240 VAC 50/60 Hz	7200 Ohms	788VBXXM4L-220/240A	788VBXXC-220/240A	*388VBXXC-220/240A*
DC Operated				
6 VDC	32 Ohms	788VBXXM4L-6D	788VBXXC-6D	*388VBXXC-6D*
12 VDC	120 Ohms	788VBXXM4L-12D	788VBXXC-12D	*388VBXXC-12D*
24 VDC	470 Ohms	788VBXXM4L-24D	788VBXXC-24D	*388VBXXC-24D*
48 VDC	1800 Ohms	788VBXXM4L-48D	788VBXXC-48D	*388VBXXC-48D*
110-125VDC	10000 Ohms	788VBXXM4L-110/125D	788VBXXC-110/125D	*388VBXXC-110/125D*

Nominal Voltage	Coil Resistance	3PST Part Number (Full Feature)	3PST Part Number (Plain Cover)	*3PST Superceding (Plain Cover)*
AC Operated				
6 VAC 50/60 Hz	4.2 Ohms	788VCXXM4L-6A	788VCXXC-6A	*388VCXXC-6A*
12 VAC 50/60 Hz	18 Ohms	788VCXXM4L-12A	788VCXXC-12A	*388VCXXC-12A*
24 VAC 50/60 Hz	72 Ohms	788VCXXM4L-24A	788VCXXC-24A	*388VCXXC-24A*
120 VAC 50/60 Hz	1700 Ohms	788VCXXM4L-120A	788VCXXC-120A	*388VCXXC-120A*
220-240 VAC 50/60 Hz	7200 Ohms	788VCXXM4L-220/240A	788VCXXC-220/240A	*388VCXXC-220/240A*
DC Operated				
6 VDC	32 Ohms	788VCXXM4L-6D	788VCXXC-6D	*388VCXXC-6D*
12 VDC	120 Ohms	788VCXXM4L-12D	788VCXXC-12D	*388VCXXC-12D*
24 VDC	470 Ohms	788VCXXM4L-24D	788VCXXC-24D	*388VCXXC-24D*
48 VDC	1800 Ohms	788VCXXM4L-48D	788VCXXC-48D	*388VCXXC-48D*
110-125VDC	10000 Ohms	788VCXXM4L-110/125D	788VCXXC-110/125D	*388VCXXC-110/125D*

Custom Relay Part Number Builder

788V	BXX	C	T	ML-	240A
Series	**Contact Configuration**	**Cover Options**	**Terminal Style**	**Feature Options**	**Coil Voltage**
788V	BXX = DPST-NO	Full Feature = No Code	Plug In = No Code	Side Push Button = M	VAC = 6 - 240A
	CXX = 3PST-NO	Plain Cover = C	PC terminal = T	Locking Push Button = M4	VDC = 6 - 125D
		Side Flange = C1		Bi-Polar LED = L	
		Top Flange = C3			

Other mating sockets see Section 2: 70-463-1, 70-124-1, 70-124-2, 70-178-1, 70-178-2

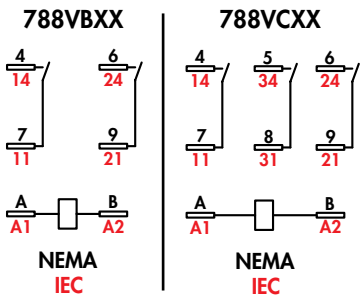

Relay Wiring Diagram Bottom View

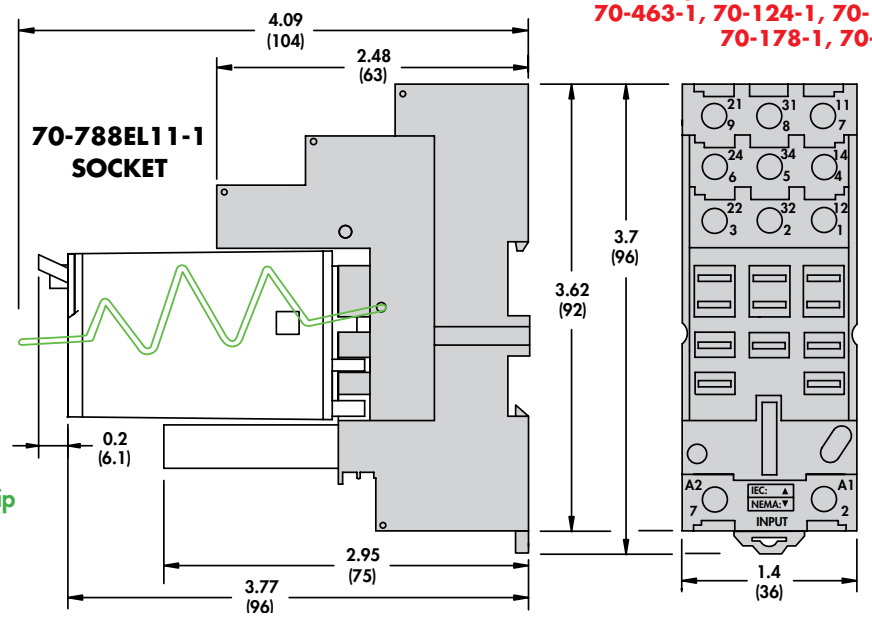

16-1351
Metal Hold-Down Clip
Section 3, p.8-11