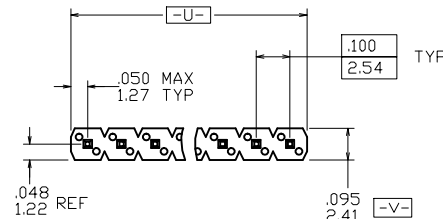


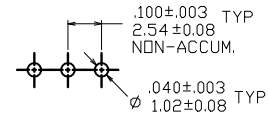
PRODUCT NUMBER

XXXXX-YYYHTLF

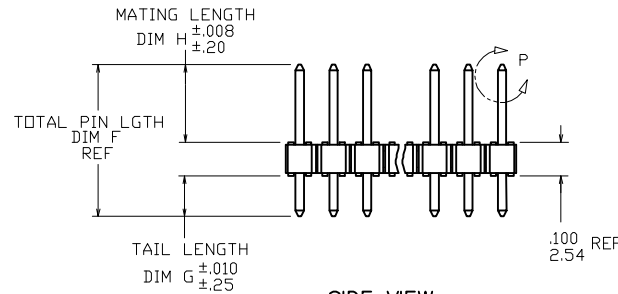
- LEAD FREE OPTION
SEE NOTE 1,11
- TUBE PACKAGING OPTION
SEE NOTE 1
- HIGH TEMPERATURE PLASTIC
SEE NOTE 1
- NO OF POSITIONS
SEE NOTE 1
- PIN PLATING
SEE SHEET 2
- BASE PART NO.



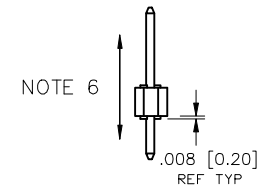
TOP VIEW



RECOMMENDED HOLE PATTERN



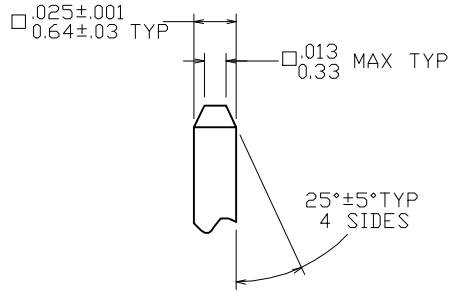
SIDE VIEW



END VIEW

⊕ ∅ .020/.51 (M) U (M) V (S)

NOTE 4



DETAIL P
TYP BOTH ENDS

mat'l. code				surface	tolerance	projection	product family
NOTES 2 & 3				ISO 1302	ISO 406 ISO 1101		BERGSTIK
ltr	ecn no	dr	date	tolerances unless otherwise specified			title
AD	v71402	HTB	9/25/97	angles	.XX±.01/XX±0.3	INCH/MM	BERGSTIK®II HEADER
AE	v20790	GIP	4/24/02	linear	.XXX±.006/XXX±0.13	scale 2:1	.100 SR SELF-RET
AF	M04-0234	MHT	12/19/04	0'±2'	.XXX±.0020/XXX±0.051		
AG	M05-0072	MHT	5/03/05	dr	D. WHITING	4/19/93	dwg no
AH	M06-0269	MNR	7/17/06	engr	T. HANNA	4/19/93	sheet 1 of 4
AJ	M06-0346	MHT	9/04/06	chr	T. BREWBAKER	4/19/93	size
AK	M08-0291	MHT	10/06/08	appd	T. HANNA	4/19/93	A3
sheet	revision	AK	AK	AK	AK	AK	type
index	sheet	1	2	3	4		Product Customer Drawing

PIN PLATING CODES:	
XXXX-1YY	30u"/0.76u MIN (SEE NOTE 12) OVER 50u"/1.27u MIN Ni
XXXX-2YY	15u"/0.38u MIN (SEE NOTE 12) OVER 50u"/1.27u MIN Ni
XXXX-3YY	50u"/1.27u MIN Au OVER 50u"/1.27u MIN Ni
XXXX-4YY	100u"/2.54u MIN Sn OVER 50u"/1.27u MIN Ni (SEE NOTE 13)
XXXX-4YYHLF	
XXXX-5YY	15u"/0.38u MIN (SEE NOTE 12) OVER 50u"/1.27u MIN Ni
XXXX-6YY	30u"/0.76u MIN (SEE NOTE 12) OVER 50u"/1.27u MIN Ni
XXXX-7YY	30u"/0.76u MIN Au OVER 50u"/1.27u MIN Ni
XXXX-8YY	15u"/0.38u MIN Au OVER 50u"/1.27u MIN Ni
XXXX-9YY	15u"/0.38u MIN GXT OVER 50u"/1.27u MIN Ni
XXXX-0YY	30u"/0.76u MIN GXT OVER 50u"/1.27u MIN Ni

NOTES

1. PART NUMBER OPTIONS:

PIN PLATING CODES (SEE ABOVE)

HIGH TEMP. MATERIAL:

FOR HIGH-TEMPERATURE APPLICATIONS, SPECIFY AN "H" AT THE END OF THE PART NUMBER, AND PCT WILL BE SUPPLIED.

NUMBER OF POSITION:

ANY NUMBER OF POSITIONS FROM 2 THRU 36.

PACKAGING:

PACKAGED IN POLY BAGS.

EIGHT DIGIT PART NUMBERS FOLLOWED BY A "T" ARE PACKAGED IN TUBES. SEE SPECIFIC PART NUMBERS FOR AVAILABILITY.

LEAD FREE:

ADD "HLF" SUFFIX AT THE END OF PART NUMBER FOR LEAD FREE OPTION, NOT AVAILABLE FOR -5YY,-5YYH,-6YY & -6YYH.

2. BODY MATERIAL:

MANUFACTURER'S OPTION OF NYLON OR PCT, GLASS FIBER REINFORCED, FLAME RETARDENT PER UL-94V-0.
 COLOR: BLACK. OR
 MINERAL FILLED LCP, COLOR BLACK
 FLAME RETARDENT PER UL-94V-0.

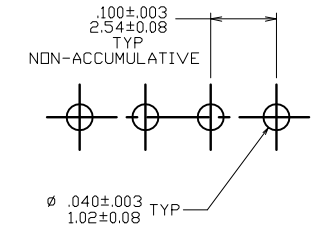
PART NUMBERS WITH "H" SUFFIX WILL WITHSTAND EXPOSURE TO 260°C PEAK TEMPERATURE FOR 20 SECONDS IN WAVE SOLDER, INFRA-RED OR VAPOR PHASE SOLDER PROCESS.

PART NUMBERS WITHOUT "H" SUFFIX WILL WITHSTAND EXPOSURE TO 260°C PEAK TEMPERATURE FOR WAVE SOLDER PROCESS.

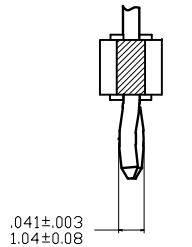
- 3. PIN MATERIAL: PHOS-BRONZE.
- 4. MEASURED WITH PART IN RESTRAINED CONDITION.
- 5. TWO SIDES OF PIN TIPS NOT PLATED. TYPICAL BOTH ENDS.
- 6. 2LBS/0.9KG MIN PIN RETENTION IN EITHER DIRECTION.
- 7. ±.010/0.25 TOL APPLIES TO ALL 'G' TAILS EXCEPT INDICATED PARTS ON TABLE WHERE +.010/0.25 -.000/0.00 APPLIES.
- 8. DETAIL N DIMENSIONS APPLY TO 2 POSITION PARTS ONLY
- 9. SECTION R-R DIMENSIONS ONLY APPLY TO RETENTION. PIN POSITIONS FOR 3 POSITION PARTS AND LARGER. RETENTION PIN POSITIONS LOCATED AT MANUFACTURER'S OPTION.
- 10. 5LB/2.3KG MAX INSERTION FORCE AND .25LB/.1KG MIN RETENTION FORCE PER RETENTIVE PIN USING .062/1.57 THICK CIRCUIT BOARDS AND RECOMMENDED HOLE PATTERN.
- 11. THESE PRODUCTS MEETS EUROPEAN UNION DIRECTIVES AND OTHER COUNTRY REGULATION AS DESCRIBED IN GS-22-008.
- 12. PLATING OPTIONS: MAY BE EITHER GOLD OR GXT PLATED AT MANUFACTURER'S OPTION.
- 13. "THIS PRODUCT HAS 100% TIN PLATING IN THE INTERFACE AND HAS NOT BEEN TESTED FOR WHISKER GROWTH IN ALL INTERCONNECT ENVIRONMENTS."

mat'l. code	surface	tolerance	projection	product family
NOTES 2 & 3	ISO 1302	ISO 406 ISO 1101		BERGSTIK
ltr	ec'n no	dr	date	title
AK				BERGSTIK®II HEADER .100 SR SELF-RET
	angles	linear	linear	INCH/MM
	0°±2'	.XX±.01/XX±0.3	.XXX±.006/XX±0.13	scale 2:1
		.XXX±.0020/XXX±0.051		
	dr	D. WHITING	4/19/93	dwg no
	engr	T. HANNA	4/19/93	sheet 2 of 4 size
	chr	T. BREWBAKER	4/19/93	69190 A3
	appd	T. HANNA	4/19/93	type
sheet	revision			Product Customer Drawing
index	sheet			

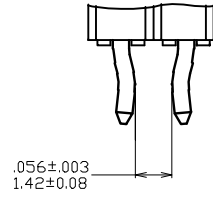
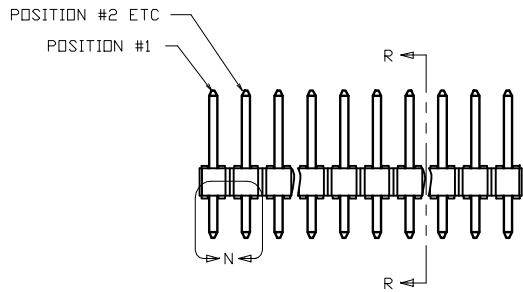
1 | 2 | 3 | 4 | 5 | 6



RECOMMENDED HOLE PATTERN



SECTION R-R
NOTE 9



TWO POSITION
DETAIL N
NOTE 8



Copyright FCJ

mat'l code		surface	tolerance	projection	product family
ISO 1302		ISO 406	ISO 1101		BERGSTIK
ltr	ecrn no	dr	date	title	
AK				BERGSTIK® II HEADER	
		angles	linear	INCH/MM	.100 SR SELF-RET
		0° ± 2'	linear	scale 2:1	
		dr	D. WHITING	4/19/93	dwg no
		enr	T. HANNA	4/19/93	sheet 3 of 4
		chr	T. BREWBAKER	4/19/93	size
		appd	T. HANNA	4/19/93	A3
sheet		revision		type	
index	sheet			Product Customer Drawing	

form A3 | 1 | 2 | 3 | 4 | 5 | 6

PRODUCT NUMBER	TOTAL PIN LENGTH		TAIL LENGTH		MATING LENGTH		PACKAGING	NOTE	LF OPTION	
	DIM F	DIM F	DIM G	DIM G	DIM H	DIM H				
	ENGLISH	METRIC	ENGLISH	METRIC	ENGLISH	METRIC				
69190-YYY	0.450	11.43	0.120	3.05	0.230	5.84	POLY BAGS/TUBES	-	NOTE 1,11 ↓	
72348-YYYH	0.515	13.08	0.120	3.05	0.295	7.49	POLY BAGS	-		
78229-YYY	0.538	13.67	0.120	3.05	0.318	8.08	POLY BAGS/TUBES	-		
78250-YYY	U N A V A I L A B L E									-
78538-YYY	0.620	15.75	0.120	3.05	0.400	10.16	POLY BAGS	-		
78594-YYY	0.760	19.30	0.120	3.05	0.540	13.72	POLY BAGS	-		
79429-YYY	0.695	17.65	0.120	3.05	0.475	12.07	POLY BAGS	-		
79978-YYY	0.450	11.43	0.120	3.05	0.230	5.84	POLY BAGS/TUBES	7		
86505-YYY	0.440	11.18	0.120	3.05	0.220	5.59	POLY BAGS	-		
87036-YYY	0.830	21.08	0.120	3.05	0.610	15.49	POLY BAGS	-		
87068-YYY	0.530	13.46	0.115	2.92	0.315	8.00	POLY BAGS	-		
87280-YYY	1.000	25.40	0.120	3.05	0.780	19.81	POLY BAGS	-		
87452-YYY	0.840	21.34	0.120	3.05	0.620	15.75	POLY BAGS	-		
87453-YYY	0.990	25.15	0.120	3.05	0.770	19.56	POLY BAGS	-		
87918-YYY	0.730	18.54	0.120	3.05	0.510	12.95	POLY BAGS	-		
90603-YYY	0.430	10.92	0.100	2.54	0.230	5.84	POLY BAGS	-		
90610-YYY	0.927	23.55	0.100	2.54	0.727	18.47	POLY BAGS	-		
94549-YYYH	0.415	10.54	0.085	2.16	0.230	5.84	POLY BAGS	-		

NOTE 1,11



Copyright FCJ

mat'l. code		surface	tolerance	projection	product family
ISO 1902		ISO 406	ISO 1101		BERGSTIK
ltr	ecp no	dr	date	title	
AK				BERGSTIK®II HEADER	
angles		linear	linear	INCH/MM	.100 SR SELF-RET
0°±2'		linear	linear	scale 2:1	
dr	D. WHITING	4/19/93		dwg no	sheet 4 of 4 size
engr	T. HANNA	4/19/93		69190	A3
chr	T. BREWBAKER	4/19/93		type Product Customer Drawing	
appd	T. HANNA	4/19/93			
sheet	revision				
index	sheet				