



Commercial Pin and Socket Connectors

TE Internal #: 770432-1

Rectangular Power Connectors, Housing, Receptacle, Wire-to-Wire, 4 Position, 3.68 mm [.145 in] Centerline, Commercial Pin and Socket Connectors

[View on TE.com >](#)

Connectors > Power Connectors > Rectangular Power > Rectangular Power Connectors



Rectangular Power Connector Type: **Housing**

Connector & Housing Type: **Receptacle**

Connector System: **Wire-to-Wire**

Number of Positions: **4**

Centerline (Pitch): **3.68 mm [.145 in]**

Features

Product Type Features

Rectangular Power Connector Type	Housing
Connector & Housing Type	Receptacle
Connector System	Wire-to-Wire
Sealable	No
Connector & Contact Terminates To	Wire & Cable

Configuration Features

Compatible With Wire & Cable Type	Discrete Wire
Number of Positions	4
Number of Signal Positions	4
Number of Rows	2

Electrical Characteristics

Operating Voltage	250 VDC
-------------------	---------

Contact Features

Contact Retention Within Housing	Without
----------------------------------	---------



Contact Type	Socket
--------------	--------

Termination Features

Termination Method to Wire & Cable	Crimp
------------------------------------	-------

Mechanical Attachment

Panel Mount Feature	Without
---------------------	---------

Connector Mounting Type	Cable Mount (Free-Hanging)
-------------------------	----------------------------

Housing Features

Centerline (Pitch)	3.68 mm [.145 in]
--------------------	-------------------

Housing Color	Natural
---------------	---------

Housing Material	Nylon
------------------	-------

Dimensions

Connector Height	8.26 mm [.325 in]
------------------	-------------------

Product Width	8.26 mm [.325 in]
---------------	-------------------

Product Length	21.34 mm [.84 in]
----------------	-------------------

Compatible Insulation Diameter Range	1.27 – 2.79 mm [.05 – .11 in]
--------------------------------------	-------------------------------

Wire Size	394.71 – 1776.17 CMA
-----------	----------------------

Row-to-Row Spacing	3.68 mm [.145 in]
--------------------	-------------------

Usage Conditions

Operating Temperature Range	-55 – 105 °C [-67 – 221 °F]
-----------------------------	-----------------------------

Operation/Application

Circuit Application	Power & Signal
---------------------	----------------

Industry Standards

CSA Rating	LR 7189
------------	---------

UL Rating	Recognized
-----------	------------

Compatible With Agency/Standards Products	CSA, UL
---	---------

Compatible With Approved Standards Products	UL E28476
---	-----------

UL Flammability Rating	UL 94V-2
------------------------	----------

Glow Wire Rating	Standard Part - Not Glow Wire
------------------	-------------------------------

Packaging Features

Packaging Quantity	1
--------------------	---

Packaging Method	Box
------------------	-----

Product Compliance

[For compliance documentation, visit the product page on TE.com>](#)

EU RoHS Directive 2011/65/EU	Compliant
EU ELV Directive 2000/53/EC	Compliant
China RoHS 2 Directive MIIT Order No 32, 2016	No Restricted Materials Above Threshold
EU REACH Regulation (EC) No. 1907/2006	Current ECHA Candidate List: JUNE 2024 (241) Candidate List Declared Against: JUNE 2024 (241) Does not contain REACH SVHC
Halogen Content	Low Halogen - Br, Cl, F, I < 900 ppm per homogenous material. Also BFR/CFR/PVC Free
Solder Process Capability	Not applicable for solder process capability

Product Compliance Disclaimer

This information is provided based on reasonable inquiry of our suppliers and represents our current actual knowledge based on the information they provided. This information is subject to change. The part numbers that TE has identified as EU RoHS compliant have a maximum concentration of 0.1% by weight in homogenous materials for lead, hexavalent chromium, mercury, PBB, PBDE, DBP, BBP, DEHP, DIBP, and 0.01% for cadmium, or qualify for an exemption to these limits as defined in the Annexes of Directive 2011/65/EU (RoHS2). Finished electrical and electronic equipment products will be CE marked as required by Directive 2011/65/EU. Components may not be CE marked. Additionally, the part numbers that TE has identified as EU ELV compliant have a maximum concentration of 0.1% by weight in homogenous materials for lead, hexavalent chromium, and mercury, and 0.01% for cadmium, or qualify for an exemption to these limits as defined in the Annexes of Directive 2000/53/EC (ELV). Regarding the REACH Regulation, the information TE provides on SVHC in articles for this part number is based on the latest European Chemicals Agency (ECHA) 'Guidance on requirements for substances in articles' posted at this URL: <https://echa.europa.eu/guidance-documents/guidance-on-reach>

Compatible Parts

 <p>TE Part # 640391-1 .062 COMM P&S PIN 24-30 PTPBR</p>	 <p>TE Part # 350629-1 .062 COMM P&S PIN 18-24 PTPBR</p>	 <p>TE Part # 350628-1 .062 COMM P&S SOK 18-24 PTPBR</p>	 <p>TE Part # 640392-1 .062 COMM P&S SOK 24-30 PTPBR</p>
---	--	---	---




TE Part # 770441-1
04P .062 COMM P&S RECPT



TE Part # 794016-1
.062 CP&S SOK PTPBR L/P 24-18



TE Part # 794019-1
.062 CP&S SOK PTPBR L/P 30-24



TE Part # 770983-1
.062 COMM P&S PIN 18-24 PTPBR



TE Part # 794046-1
.062 COMM P&S SOK 24-30 PTPBR




TE Part # 794103-1
.062 COMM P&S LANCELESS SCKT




TE Part # 350628-8
.062 CP&S SOK 18-24 PTPBR PLST


Also in the Series | Commercial Pin and Socket Connectors




Connector Contacts(41)




Insertion & Extraction Tools(3)



Rectangular Connector Housings(10)

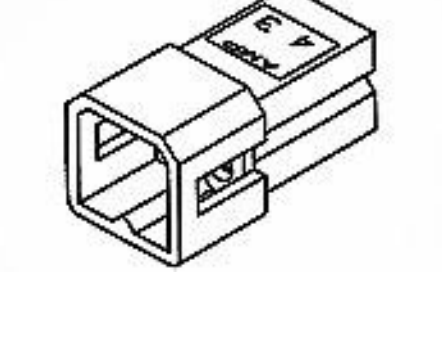


Rectangular Power Connectors(84)



Standard Rectangular Connectors(1)

Customers Also Bought



TE Part #770433-1
04P .062 COMM P&S PLUG



Documents

Product Drawings

[04P .062 COMM P&S RECPT](#)

English

CAD Files

[3D PDF](#)

3D

Customer View Model

[ENG_CVM_CVM_770432-1_F.2d_dxf.zip](#)

English

Customer View Model

[ENG_CVM_CVM_770432-1_F.3d_igs.zip](#)

English

Customer View Model

[ENG_CVM_CVM_770432-1_F.3d_stp.zip](#)

English

Customer View Model

[ENG_CVM_770432-1_D.3d_igs.zip](#)

English

Customer View Model

[ENG_CVM_770432-1_D.3d_stp.zip](#)

English

Customer View Model

[ENG_CVM_770432-1_D.2d_dxf.zip](#)

English

[3D PDF](#)

English

By downloading the CAD file I accept and agree to the [Terms and Conditions](#) of use.

Product Specifications

[Application Specification](#)

English

Agency Approvals

[Agency Approval Document](#)

English