


Data Sheet | Item Number: 722-233/005-000

Female connector for rail-mount terminal blocks; 0.6 x 1 mm pins; angled; 100% protected against mismatching; Pin spacing 5 mm; 3-pole; light gray

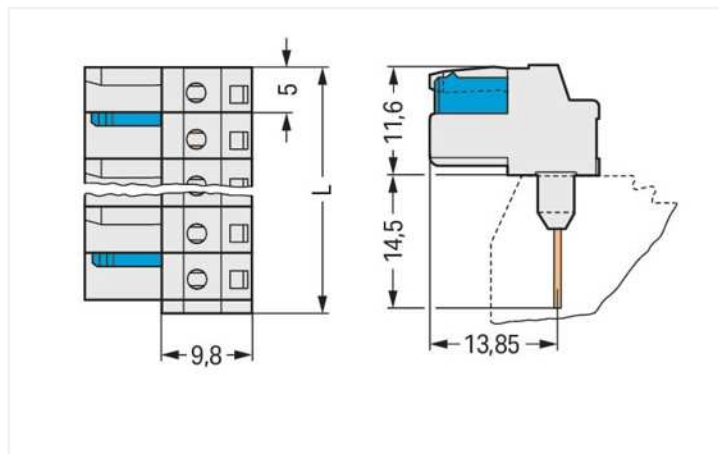


<https://www.wago.com/722-233/005-000>



Color:  light gray

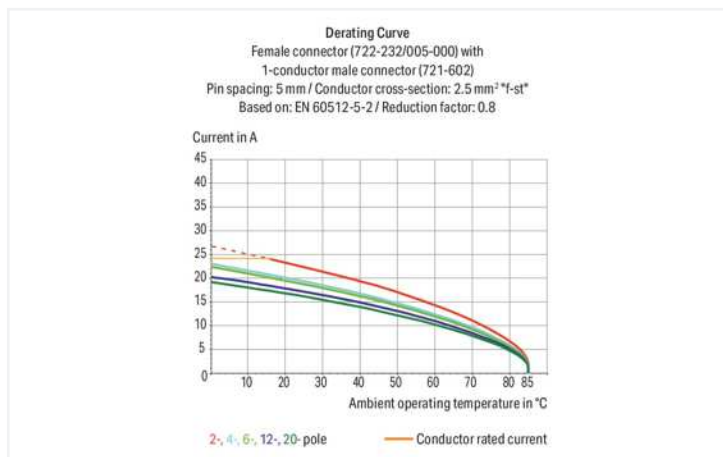
Similar to illustration



Dimensions in mm

$L = (\text{pole no.} \times \text{pin spacing}) + 1.5 \text{ mm}$

2-pole female connectors – one latch only



- Pluggable connectors for rail-mount terminal blocks equipped with CAGE CLAMP® connection
- Female connectors with long contact pins connect to the termination ports of 280 Series Rail-Mount Terminal Blocks
- Female connectors are touch-proof when unmated, providing a pluggable, live output
- 100 % protected against mismatching
- With coding fingers

Notes

Safety information 1

The MCS – MULTI CONNECTION SYSTEM includes connectors without breaking capacity in accordance with DIN EN 61984. When used as intended, these connectors must not be connected/disconnected when live or under load. When used as intended, these connectors must not be connected/disconnected when live or under load. The circuit design should ensure header pins, which can be touched, are not live when unmated.

Variants:

Other pole numbers
Other versions (or variants) can be requested from WAGO Sales or configured at <https://configurator.wago.com/>.

Electrical data

Ratings per IEC/EN

Ratings per	IEC/EN 60664-1
Nominal voltage (III/3)	320 V
Rated impulse voltage (III/3)	4 kV
Rated voltage (III/2)	320 V
Rated impulse voltage (III/2)	4 kV
Nominal voltage (II/2)	630 V
Rated surge voltage (II/2)	4 kV
Rated current	12 A
Legend (ratings)	(III / 2) Δ Overvoltage category III / Pollution degree 2

Ratings per UL 1059

Approvals per	UL 1059
Rated voltage UL (Use Group B)	300 V
Rated current UL (Use Group B)	15 A
Rated voltage UL (Use Group D)	300 V
Rated current UL (Use Group D)	10 A

Ratings per UL 1977

Rated voltage (UL 1977)	600 V
Rated current UL 1977	15 A

Ratings per CSA

Approvals per	CSA
Rated voltage CSA (Use Group B)	300 V
Rated current CSA (Use Group B)	15 A
Rated voltage CSA (Use Group D)	300 V
Rated current CSA (Use Group D)	10 A

Connection data

Total number of potentials	3
Number of connection types	1
Number of levels	1

Connection 1

Pole number	3
-------------	---

Physical data

Pin spacing	5 mm / 0.197 inches
Width	16.5 mm / 0.65 inches
Height	26.1 mm / 1.028 inches
Height from the surface	11.6 mm / 0.457 inches
Depth	18.25 mm / 0.719 inches

Mechanical Data

Variable coding	Yes
Anti-rotation protection	Yes

Plug-in connection

Contact type (pluggable connector)	Female connector/socket
Connector (connection type)	for front-entry rail-mount terminal block
Mismatching protection	Yes
Mating direction to the rail-mount terminal block	0°

Material Data

Note (material data)

[Information on material specifications can be found here](#)

Color light gray

Material group I

Insulation material Polyamide (PA66)

Flammability class per UL94 V0

Contact material Copper alloy

Contact plating Tin

Fire load 0.085 MJ

Weight 3.3 g

Environmental requirements

Limit temperature range -60 ... +85 °C

Processing temperature -35 ... +60 °C

Commercial data

Product Group 3 (Multi Conn. System)

eCl@ss 10.0 27-14-11-06

eCl@ss 9.0 27-14-11-06

ETIM 8.0 EC001284

ETIM 7.0 EC001284

PU (SPU) 100 pcs

Packaging type Box

Country of origin DE

GTIN 4044918570497

Customs tariff number 85366990990

Approvals / Certificates

General approvals



Approval	Standard	Certificate Name
CB DEKRA Certification B.V.	IEC 61984	NL-39756/A1
CSA DEKRA Certification B.V.	C22.2	1466354
KEMA/KEUR DEKRA Certification B.V.	EN 61984	71-121453
UR Underwriters Laboratories Inc.	UL 1977	E45171

Approvals for marine applications



Approval	Standard	Certificate Name
ABS American Bureau of Shipping	-	19-HG1869876-PDA

Downloads

Environmental Product Compliance


Compliance Search

Environmental Product
Compliance
722-233/005-000



Documentation

Additional Information

Technical Section	03.04.2019	pdf 1949.09 KB	
-------------------	------------	-------------------	---

CAD/CAE-Data

CAD data

2D/3D Models
722-233/005-000



CAE data

EPLAN Data Portal
722-233/005-000



ZUKEN Portal
722-233/005-000



1 Compatible Products

1.1 System counterpart

1.1.1 Male connector/plug



Item No.: 721-603

1-conductor male connector; CAGE
CLAMP®; 2.5 mm²; Pin spacing 5 mm; 3-
pole; 100% protected against mismatching;
2,50 mm²; light gray