

Surface Mount Fuse, 7 x 2.54 mm, Quick-Acting F, 125 VAC, 125 VDC



UL 248-14 · 125 VAC · 125 VDC · Quick-Acting F

See below:

[Approvals and Compliances](#)**Description**

- High breaking capacity
- Directly solderable on printed circuit boards


**Applications**

- Telecom
- Household appliances

**References**Round Solder Pads Type [172876](#)**Weblinks**

[pdf data sheet](#), [html datasheet](#), [General Product Information](#), [Distributor-Stock-Check](#), [Detailed request for product](#)

**Technical Data**

Rated Voltage	63 - 125VAC, 65 - 125VDC
Rated current	0.063 - 15 A
Breaking Capacity	300A
Characteristic	Quick-Acting F
Mounting	PCB,SMT
Admissible Ambient Air Temp.	-55 °C to 85 °C
Climatic Category	55/085/56 acc. to IEC 60068-1
Material: Tube	Ceramics
Material: Endcaps	Copper alloy, tin-plated
Unit Weight	0.15 g
Storage Conditions	0 °C to 60 °C, max. 70% r.h.
Product Marking	 , Rated current

Soldering Methods	Reflow, Wave <a href="#">Soldering Profile</a>
Solderability	235 °C / 2 sec acc. to IEC 60068-2-58, Test Td
Resistance to Soldering Heat	260 °C / 10 sec acc. to IEC 60068-2-58, Test Td
Moisture Sensitivity Level	MSL 1, J-STD-020

**Approvals and Compliances**


Detailed information on product approvals, code requirements, usage instructions and detailed test conditions can be looked up in [Details about Approvals](#)

SCHURTER products are designed for use in industrial environments. They have approvals from independent testing bodies according to national and international standards. Products with specific characteristics and requirements such as required in the automotive sector according to IATF 16949, medical technology according to ISO 13485 or in the aerospace industry can be offered exclusively with customer-specific, individual agreements by SCHURTER.

**Approvals**



The approval mark is used by the testing authorities to certify compliance with the safety requirements placed on electronic products.

Approval Reference Type: MKF

Approval Logo	Certificates	Certification Body	Description
	<a href="#">UL Approvals</a>	UL	UR File Number: E42088


**Product standards**

Product standards that are referenced

Organization	Design	Standard	Description
	Designed according to	UL 248-14	Low voltage fuses - Part 14: Additional fuses
	Designed according to	CSA22.2 No. 248.14	Low-Voltage Fuses - Part 14: Supplemental Fuses






**Application standards**

Application standards where the product can be used

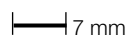
Organization	Design	Standard	Description
	Designed for applications acc.	IEC/UL 62368-1	Audio/video, information and communication technology equipment - Part 1: Safety requirements

**Compliances**

The product complies with following Guide Lines

Identification	Details	Initiator	Description
	<a href="#">CE declaration of conformity</a>	SCHURTER AG	The CE marking declares that the product complies with the applicable requirements laid down in the harmonisation of Community legislation on its affixing in accordance with EU Regulation 765/2008.
	<a href="#">UKCA declaration of conformity</a>	SCHURTER AG	The UKCA marking declares that the product complies with the applicable requirements laid down in the British Amendment of Regulation (EC) 765/2008.
	RoHS	SCHURTER AG	Directive RoHS 2011/65/EU, Amendment (EU) 2015/863
	China RoHS	SCHURTER AG	The law SJ / T 11363-2006 (China RoHS) has been in force since 1 March 2007. It is similar to the EU directive RoHS.
	REACH	SCHURTER AG	On 1 June 2007, Regulation (EC) No 1907/2006 on the Registration, Evaluation, Authorization and Restriction of Chemicals 1 (abbreviated as "REACH") entered into force.

**Dimension [mm]**

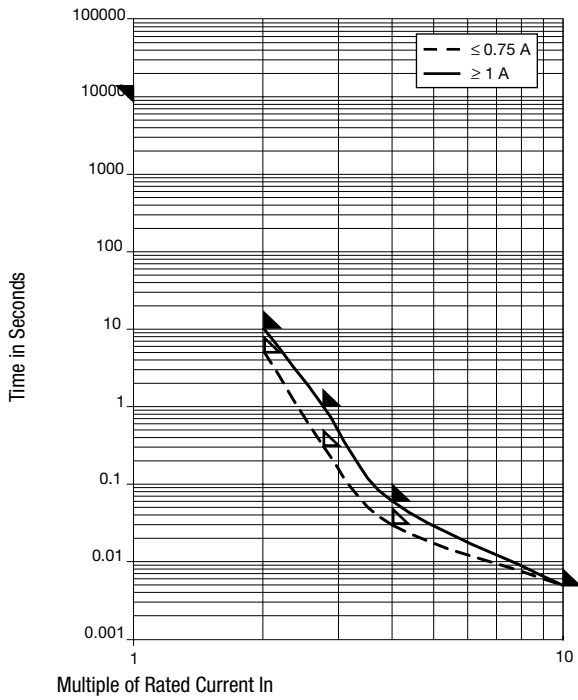


Soldering pads


**Pre-Arcing Time**


Rated Current In	1.0 x In min.	2.0 x In max.	2.75 x In max.	4.0 x In max.	10.0 x In max.
0.063 A - 0.75 A	4 h	5 s	300 ms	30 ms	5 ms
1 A - 15 A	4 h	10 s	-	60 ms	5 ms

Time-Current-Curves



All Variants

Rated Current [A]	Rated Voltage [VAC]	Rated Voltage [VDC]	Breaking Capacity	Voltage Drop 1.0 I <sub>n</sub> typ. [mV]	Power Dissipation 1.0 I <sub>n</sub> typ. [mW]	Melting I <sup>2</sup> t 10.0 I <sub>n</sub> typ. [A <sup>2</sup> s]		Order Number
0.063	125	125	1)	505	32	0.00022	●	7010.9900.03
0.063	125	125	1)	505	32	0.00022	●	7010.9900.57
0.125	125	125	1)	590	74	0.0024	●	7010.9901.03
0.125	125	125	1)	590	74	0.0024	●	7010.9901.57
0.25	125	125	1)	235	59	0.0061	●	7010.9902.03
0.25	125	125	1)	235	59	0.0061	●	7010.9902.57
0.375	125	125	1)	205	77	0.012	●	7010.9903.03
0.375	125	125	1)	205	77	0.012	●	7010.9903.57
0.5	125	125	1)	190	95	0.046	●	7010.9904.03
0.5	125	125	1)	190	95	0.046	●	7010.9904.57
0.75	125	125	1)	170	128	0.09	●	7010.9905.03
0.75	125	125	1)	170	128	0.09	●	7010.9905.57
1	125	125	1)	155	155	0.11	●	7010.9906.03
1	125	125	1)	155	155	0.11	●	7010.9906.57
1.5	125	125	1)	160	240	0.25	●	7010.9907.03
1.5	125	125	1)	160	240	0.25	●	7010.9907.57
2	125	125	1)	150	300	0.72	●	7010.9908.03
2	125	125	1)	150	300	0.72	●	7010.9908.57
2.5	125	125	1)	145	363	0.91	●	7010.9909.03
2.5	125	125	1)	145	363	0.91	●	7010.9909.57
3	125	125	1)	145	435	1.3	●	7010.9910.03
3	125	125	1)	145	435	1.3	●	7010.9910.57
3.5	125	125	1)	140	490	1.7	●	7010.9911.03
3.5	125	125	1)	140	490	1.7	●	7010.9911.57
4	125	125	1)	135	540	2.6	●	7010.9912.03
4	125	125	1)	135	540	2.6	●	7010.9912.57
5	63	125	2)	125	625	4	●	7010.9913.03
5	63	125	2)	125	625	4	●	7010.9913.57

Rated Current [A]	Rated Voltage [VAC]	Rated Voltage [VDC]	Breaking Capacity	Voltage Drop 1.0 I <sub>n</sub> typ. [mV]	Power Dissipation 1.0 I <sub>n</sub> typ. [mW]	Melting I <sup>2</sup> t 10.0 I <sub>n</sub> typ. [A <sup>2</sup> s]		Order Number
7	63	125	2)	125	875	8.5	●	7010.9914.03
7	63	125	2)	125	875	8.5	●	7010.9914.57
10	65	65	3)	110	1100	31	●	7010.9915.03
10	65	65	3)	110	1100	31	●	7010.9915.57
12	65	65	3)	110	1320	48	●	7010.9916.03
12	65	65	3)	110	1320	48	●	7010.9916.57
15	65	65	3)	100	1500	92	●	7010.9917.03
15	65	65	3)	100	1500	92	●	7010.9917.57

Availability for all products can be searched real-time: <https://www.schurter.com/en/Stock-Check/Stock-Check-SCHURTER>

1) 300 A @ 125 VAC , cos  $\varphi \geq 0.95$  / 300 A @ 125 VDC resistiv

2) 300 A @ 63 VAC , cos  $\varphi \geq 0.95$  / 300 A @ 125 VDC resistiv

3) 300 A @ 65 VAC , cos  $\varphi \geq 0.95$  / 300 A @ 65 VDC resistiv

#### Packaging Unit

acc. IEC 60286-3 Type 2a

.xx = .03

.xx = .57

100 St. in Blister Tape ESD-plastic bag

1500 pcs. in tape [W: 12mm and P1: 4mm] on reel [A: 18cm]