

Subminiature Fuse, 2.3 x 8 mm, Quick-Acting F, 125 VAC, 125 VDC



125 VAC · 125VDC · Quick-Acting F

Approvals and Compliances

Description

- High breaking capacity

References

[Packaging Details](#)

Weblinks

[pdf datasheet](#), [html-datasheet](#), [General Product Information](#), [Packaging details](#), [Distributor-Stock-Check](#), [Detailed request for product](#)

Technical Data

Rated Voltage	32 - 125VAC, 32 - 125VDC
Rated current	0.063 - 15 A
Breaking Capacity	300 A
Characteristic	Quick-Acting F
Admissible Ambient Air Temp.	-55 °C to 85 °C
Climatic Category	55/085/56 acc. to IEC 60068-1
Material: Tube	Ceramic
Material: Axial Leads	Tin-Plated Copper
Unit Weight	0.46 g
Storage Conditions	0 °C to 60 °C, max. 70% r.h.
Product Marking	Rated current

Soldering Methods	Wave Soldering Profile
Solderability	235 °C / 2 sec acc. to IEC 60068-2-20, Test Ta, method 1
Resistance to Soldering Heat	260 °C / 5 sec acc. to IEC 60068-2-20, Test Tb, method 1A
Resistance to Vibration	acc. to NF C 20-706 / IEC 60068-2-6, test Fc
Shocks	acc. to NF C 20-706 / IEC 60068-2-27
Salt Mist	acc. to NF C 20-711 / IEC 60068-2-11

Approvals and Compliances

Detailed information on product approvals, code requirements, usage instructions and detailed test conditions can be looked up in [Details about Approvals](#)

Approvals



The approval mark is used by the testing authorities to certify compliance with the safety requirements placed on electronic products.

Approval Reference Type:

Approval Logo	Certificates	Certification Body	Description
GAM T1			


Product standards

Product standards that are referenced

Organization	Design	Standard	Description
	Designed according to	UL 248-14	Low voltage fuses - Part 14: Additional fuses
	Designed according to	CSA22.2 No. 248.14	Low-Voltage Fuses - Part 14: Supplemental Fuses





Application standards

Application standards where the product can be used

Organization	Design	Standard	Description
	Designed for applications acc.	IEC/UL 60950	IEC 60950-1 includes the basic requirements for the safety of information technology equipment.

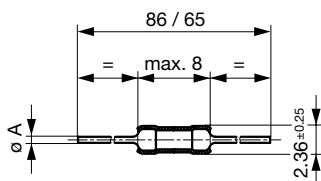
Compliances

The product complies with following Guide Lines

Identification	Details	Initiator	Description
	CE declaration of conformity	SCHURTER AG	The CE marking declares that the product complies with the applicable requirements laid down in the harmonisation of Community legislation on its affixing in accordance with EU Regulation 765/2008.
	RoHS	SCHURTER AG	EU Directive RoHS 2011/65/EU
	China RoHS	SCHURTER AG	The law SJ / T 11363-2006 (China RoHS) has been in force since 1 March 2007. It is similar to the EU directive RoHS.
	REACH	SCHURTER AG	On 1 June 2007, Regulation (EC) No 1907/2006 on the Registration, Evaluation, Authorization and Restriction of Chemicals 1 (abbreviated as "REACH") entered into force.

Dimension [mm]

8 mm

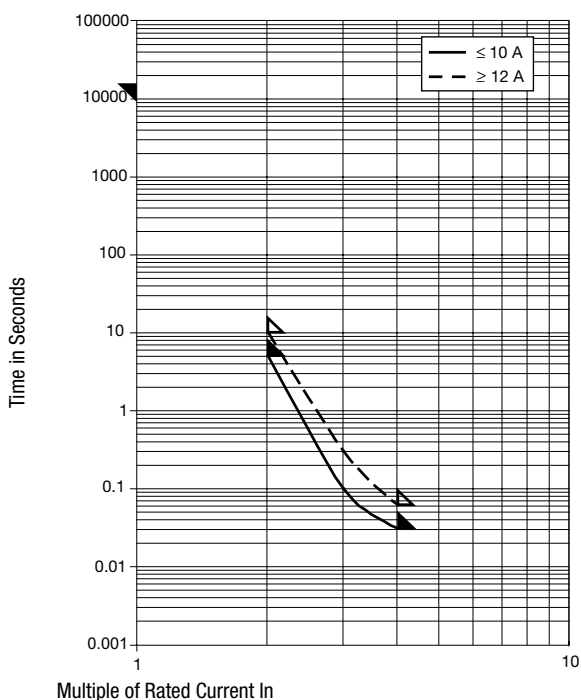


In ≤ 10 A: ØA = 0.62 mm
 In > 10 A: ØA = 0.82 mm

Pre-Arcing Time

Rated Current In	1.0 x In min.	2.0 x In max.	4.0 x In max.
0.063 A - 10 A	4 h	5 s	30 ms
12 A - 15 A	4 h	10 s	60 ms

Time-Current-Curves



All Variants

Rated Current [A]	Rated Voltage [VAC]	Rated Voltage [VDC]	Breaking Capacity	Voltage Drop 1.0 I _n typ. [mV]	Power Dissipation 1.0 I _n typ. [mW]	Melting I ² t 10.0 Intyp. [A ² s]	GAM T1	Order Number
0.063	125	125	1)	570	36	0.0014		7010.6300.13
0.063	125	125	1)	570	36	0.0014		7010.6300.37
0.063	125	125	1)	570	36	0.0014		7010.6300.39
0.063	125	125	1)	570	36	0.0014		7010.6300.47
0.063	125	125	1)	570	36	0.0014		7010.6300.49
0.125	125	125	1)	720	90	0.0045	●	7010.6310.13
0.125	125	125	1)	720	90	0.0045	●	7010.6310.37
0.125	125	125	1)	720	90	0.0045	●	7010.6310.39
0.125	125	125	1)	720	90	0.0045	●	7010.6310.47
0.125	125	125	1)	720	90	0.0045	●	7010.6310.49
0.25	125	125	1)	215	54	0.014	●	7010.6320.13
0.25	125	125	1)	215	54	0.014	●	7010.6320.37
0.25	125	125	1)	215	54	0.014	●	7010.6320.39
0.25	125	125	1)	215	54	0.014	●	7010.6320.47
0.25	125	125	1)	215	54	0.014	●	7010.6320.49
0.375	125	125	1)	185	70	0.025	●	7010.6330.13
0.375	125	125	1)	185	70	0.025	●	7010.6330.37
0.375	125	125	1)	185	70	0.025	●	7010.6330.39
0.375	125	125	1)	185	70	0.025	●	7010.6330.47
0.375	125	125	1)	185	70	0.025	●	7010.6330.49
0.5	125	125	1)	180	90	0.1	●	7010.6340.13
0.5	125	125	1)	180	90	0.1	●	7010.6340.37
0.5	125	125	1)	180	90	0.1	●	7010.6340.39
0.5	125	125	1)	180	90	0.1	●	7010.6340.47
0.5	125	125	1)	180	90	0.1	●	7010.6340.49
0.75	125	125	1)	155	120	0.28	●	7010.6350.13
0.75	125	125	1)	155	120	0.28	●	7010.6350.37
0.75	125	125	1)	155	120	0.28	●	7010.6350.39
0.75	125	125	1)	155	120	0.28	●	7010.6350.47
0.75	125	125	1)	155	120	0.28	●	7010.6350.49
1	125	125	1)	160	160	0.39	●	7010.6360.13
1	125	125	1)	160	160	0.39	●	7010.6360.37
1	125	125	1)	160	160	0.39	●	7010.6360.39
1	125	125	1)	160	160	0.39	●	7010.6360.47
1	125	125	1)	160	160	0.39	●	7010.6360.49
1.5	125	125	1)	165	250	0.52	●	7010.6370.13
1.5	125	125	1)	165	250	0.52	●	7010.6370.37
1.5	125	125	1)	165	250	0.52	●	7010.6370.39
1.5	125	125	1)	165	250	0.52	●	7010.6370.47
1.5	125	125	1)	165	250	0.52	●	7010.6370.49
2	125	125	1)	160	320	1.3	●	7010.6380.13
2	125	125	1)	160	320	1.3	●	7010.6380.37
2	125	125	1)	160	320	1.3	●	7010.6380.39
2	125	125	1)	160	320	1.3	●	7010.6380.47
2	125	125	1)	160	320	1.3	●	7010.6380.49
2.5	125	125	1)	145	365	1.6	●	7010.6390.13
2.5	125	125	1)	145	365	1.6	●	7010.6390.37
2.5	125	125	1)	145	365	1.6	●	7010.6390.39
2.5	125	125	1)	145	365	1.6	●	7010.6390.47
2.5	125	125	1)	145	365	1.6	●	7010.6390.49
3	125	125	1)	140	420	2.4	●	7010.6400.13
3	125	125	1)	140	420	2.4	●	7010.6400.37
3	125	125	1)	140	420	2.4	●	7010.6400.39

Rated Current [A]	Rated Voltage [VAC]	Rated Voltage [VDC]	Breaking Capacity	Voltage Drop 1.0 In typ. [mV]	Power Dissipation 1.0 I _n typ. [mW]	Melting I ² t 10.0 Intyp. [A ² s]	GAM T1	Order Number
3	125	125	1)	140	420	2.4	●	7010.6400.47
3	125	125	1)	140	420	2.4	●	7010.6400.49
4	125	125	1)	125	500	5.7	●	7010.6410.13
4	125	125	1)	125	500	5.7	●	7010.6410.37
4	125	125	1)	125	500	5.7	●	7010.6410.39
4	125	125	1)	125	500	5.7	●	7010.6410.47
4	125	125	1)	125	500	5.7	●	7010.6410.49
5	125	125	1)	120	600	8.7	●	7010.6420.13
5	125	125	1)	120	600	8.7	●	7010.6420.37
5	125	125	1)	120	600	8.7	●	7010.6420.39
5	125	125	1)	120	600	8.7	●	7010.6420.47
5	125	125	1)	120	600	8.7	●	7010.6420.49
7	125	125	1)	110	770	15	●	7010.6440.13
7	125	125	1)	110	770	15	●	7010.6440.37
7	125	125	1)	110	770	15	●	7010.6440.39
7	125	125	1)	110	770	15	●	7010.6440.47
7	125	125	1)	110	770	15	●	7010.6440.49
10	125	125	1)	110	1100	46	●	7010.6470.13
10	125	125	1)	110	1100	46	●	7010.6470.37
10	125	125	1)	110	1100	46	●	7010.6470.39
10	125	125	1)	110	1100	46	●	7010.6470.47
10	125	125	1)	110	1100	46	●	7010.6470.49
12	32	32	2)	120	1450	57	●	7010.6480.13
12	32	32	2)	120	1450	57	●	7010.6480.37
12	32	32	2)	120	1450	57	●	7010.6480.39
12	32	32	2)	120	1450	57	●	7010.6480.47
12	32	32	2)	120	1450	57	●	7010.6480.49
15	32	32	2)	110	1650	98	●	7010.6490.13
15	32	32	2)	110	1650	98	●	7010.6490.37
15	32	32	2)	110	1650	98	●	7010.6490.39
15	32	32	2)	110	1650	98	●	7010.6490.47
15	32	32	2)	110	1650	98	●	7010.6490.49

Most Popular.

Availability for all products can be searched real-time: <https://www.schurter.com/en/Stock-Check/Stock-Check-SCHURTER>

1) 300 A @ 125 VAC/DC

2) 300 A @ 32 VAC/DC

Packaging Unit

.xx = .13 Plastic Bag, Fuse Length 86 mm (100 pcs.)
 .xx = .37 Taped 19 cm Reel, Fuse Length 65 mm (1500 pcs.)
 .xx = .39 Taped 19 cm Reel, Fuse Length 65 mm (5000 pcs.)
 .xx = .47 Taped 19 cm Reel, Fuse Length 86 mm (1500 pcs.)
 .xx = .49 Taped 19 cm Reel, Fuse Length 85 mm (5000 pcs.)