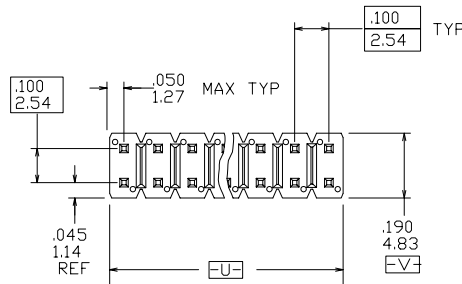
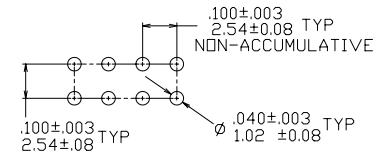


PRODUCT NUMBER
XXXXX-YYYHTLF

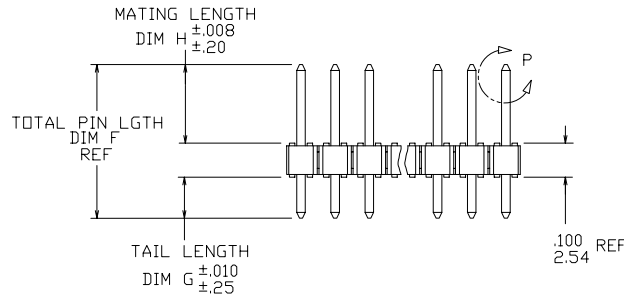
- LEAD FREE OPTION
SEE NOTE 1,10
- TUBE PACKAGING OPTION
SEE NOTE 1
- HIGH TEMPERATURE PLASTIC
SEE NOTE 1
- NO OF
POSITIONS
SEE NOTE 1
- PIN PLATING
SEE SHEET 2
- BASE PART NO.



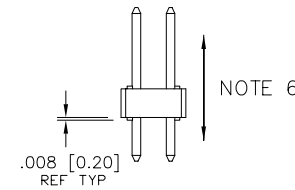
TOP VIEW



RECOMMENDED HOLE PATTERN



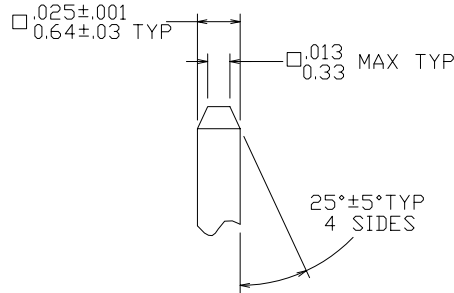
SIDE VIEW



END VIEW

⊕ ∅ .020/.51 (M) U (M) V (S)

NOTE 4



DETAIL P
TYP BOTH ENDS

mat'l. code NOTES 2 & 3		surface ISO 1302 ✓		tolerance ISO 406 ISO 1101		projection ⊕		product family BERGSTIK	
ltr ecn no dr date		tolerances unless otherwise specified		angles linear		INCH/MM		title	
AG	V20801	GIP	4/29/02		.xx±.01/0.3			BERGSTIK® II HEADER	
AH	M04-0234	MHT	12/29/05		.xxx±.005/0.13			.100/2.54 DR SELF-RET	
AJ	M05-0072	MHT	5/03/05	0'±2'	.xxx±.0020/0.05		scale 2:1	dwg no sheet 1 of 4 size	
AK	M06-0269	MNR	7/17/06	dr	T. BREWBAKER	7/29/94	FCI	69192 A3	
AL	M06-0346	MHT	9/04/06	engr	T. HANNA	7/29/94		type Product Customer Drawing	
				chr	J. MURPHY	7/29/94			
				appd	T. HANNA	7/29/94			
sheet index	revision sheet	AL A	AL 2	AL 3	AL 4				

PIN PLATING CODES:	
XXXX-1YY	30u"/0.76u MIN (SEE NOTE 11) OVER 50u"/1.27u MIN Ni
XXXX-2YY	15u"/0.38u MIN (SEE NOTE 11) OVER 50u"/1.27u MIN Ni
XXXX-3YY	50u"/1.27u MIN Au OVER 50u"/1.27u MIN Ni
XXXX-4YY	100u"/2.54u MIN Sn OVER 50u"/1.27u MIN Ni (SEE NOTE 12)
XXXX-4YYHLF	
XXXX-5YY	15u"/0.38u MIN (SEE NOTE 11) OVER 50u"/1.27u MIN Ni
XXXX-6YY	30u"/0.76u MIN (SEE NOTE 11) OVER 50u"/1.27u MIN Ni
XXXX-7YY	30u"/0.76u MIN Au OVER 50u"/1.27u MIN Ni
XXXX-8YY	15u"/0.38u MIN Au OVER 50u"/1.27u MIN Ni
XXXX-9YY	15u"/0.38u MIN GXT OVER 50u"/1.27u MIN Ni
XXXX-0YY	30u"/0.76u MIN GXT OVER 50u"/1.27u MIN Ni

NOTES

① PART NUMBER OPTIONS:

PIN PLATING CODES (SEE ABOVE)

HIGH TEMP. MATERIAL:

FOR HIGH-TEMPERATURE APPLICATIONS, SPECIFY AN "H" AT THE END OF THE PART NUMBER, AND PCT WILL BE SUPPLIED.

NUMBER OF POSITION:

ANY NUMBER OF POSITIONS FROM 2 (2X1) THRU 72 (2X36).

PACKAGING:

PACKAGED IN POLY BAGS.
EIGHT DIGIT PART NUMBERS FOLLOWED BY A "T" ARE PACKAGED IN TUBES. SEE SPECIFIC PART NUMBERS FOR AVAILABILITY.

LEAD FREE:

ADD "HLF" SUFFIX AT THE END OF PART NUMBER FOR LEAD FREE OPTION, NOT AVAILABLE FOR -5YY,-5YYH,-6YY & -6YYH.

② BODY MATERIAL:

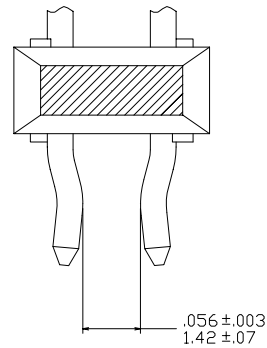
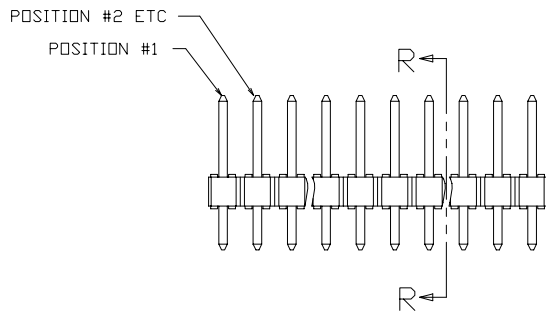
MANUFACTURER'S OPTION OF NYLON OR PCT, GLASS FIBER REINFORCED, FLAME RETARDENT PER UL-94V-0.
COLOR: BLACK.

PART NUMBERS WITH "H" SUFFIX WILL WITHSTAND EXPOSURE TO 260°C PEAK TEMPERATURE FOR 20 SECONDS IN WAVE SOLDER, INFRA-RED OR VAPOR PHASE SOLDER PROCESS.

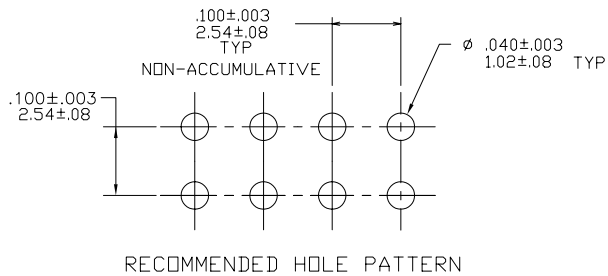
PART NUMBERS WITHOUT "H" SUFFIX WILL WITHSTAND EXPOSURE TO 260°C PEAK TEMPERATURE FOR WAVE SOLDER PROCESS.

- ③ PIN MATERIAL: PHOS-BRONZE.
- ④ MEASURED WITH PART IN RESTRAINED CONDITION.
- 5. TWO SIDES OF PIN TIPS NOT PLATED. TYPICAL BOTH ENDS.
- ⑥ 2LBS/0.9KG MIN PIN RETENTION IN EITHER DIRECTION.
- ⑦ ±.010/0.25 TOL. APPLIES TO ALL "G" TAILS EXCEPT INDICATED PARTS ON TABLE WHERE +.010/0.25,-.000/0.00 APPLIES.
- ⑧ SECTION R-R DIMENSIONS APPLY TO RETENTION PIN POSITIONS ONLY LOCATED AT MANUFACTURES OPTION.
- 9. 5LB/2.3KG MAX INSERTION FORCE AND .25LB/.1KG MIN RETENTION FORCE PER RETENTIVE PIN USING .062/1.57 THICK CIRCUIT BOARDS AND RECOMMENDED HOLE PATTERN.
- ⑩ THESE PRODUCTS MEETS EUROPEAN UNION DIRECTIVES AND OTHER COUNTRY REGULATION AS DESCRIBED IN GS-22-008.
- ⑪ PLATING OPTIONS:
MAY BE EITHER GOLD OR GXT PLATED AT MANUFACTURER'S OPTION.
- ⑫ THIS PRODUCT HAS 100% TIN PLATING IN THE INTERFACE AND HAS NOT BEEN TESTED FOR WHISKER GROWTH IN ALL INTERCONNECT ENVIRONMENTS."

mat'l. code		surface ISO 1302 ✓		tolerance ISO 406 ISO 1101		projection ⊕		product family BERGSTIK	
ltr		ecn no		dr		date		title	
AL								BERGSTIK® II HEADER	
								.100/2.54 DR SELF-RET	
								dwg no	
								69192	
								sheet 2 of 4 size	
								A3	
								type Product Customer Drawing	
sheet index		revision sheet							



SECTION R-R
NOTE 8



RECOMMENDED HOLE PATTERN

FCJ
FCIconnect.com

Copyright FCI

mat'l. code		surface ISO 1302 ✓		tolerance ISO 406 ISO 1101		projection ⊕		product family BERGSTIK	
ltr	ecn	no	dr	date		tolerances unless otherwise specified		title	
AL						angles	linear	BERGSTIK® II HEADER	
						0°±2'	.xx±.01/0.3 .xxx±.005/0.13 .xxxx±.0020/0.05	.100/2.54 DR SELF-RET	
								scale 2:1	
				dr		T. BREWBAKER 7/29/94		dwg no	
				enr		T. HANNA 7/29/94		sheet 3 of 4 size	
				chr		J. MURPHY 7/29/94		69192 A3	
				appd		T. HANNA 7/29/94		type Product Customer Drawing	
sheet	revision								
index	sheet								

PRODUCT NUMBER	TOTAL PIN LENGTH		TAIL LENGTH		MATING LENGTH		PACKAGING	NOTES	LF OPTION
	DIM F	DIM F	DIM G	DIM G	DIM H	DIM H			
	ENGLISH	METRIC	ENGLISH	METRIC	ENGLISH	METRIC			
69192-XYX	0.450	11.43	0.120	3.05	0.230	5.84	POLY BAGS/TUBES		NOTE 1,10
78252-XYX	U N A V		A I L A B L E						
78548-XYX	0.538	13.67	0.120	3.05	0.318	8.08	POLY BAGS		
78577-XYX	0.650	16.51	0.120	3.05	0.430	10.92	POLY BAGS		
79214-XYX	0.620	15.75	0.120	3.05	0.400	10.16	POLY BAGS		
79979-XYX	0.450	11.43	0.120	3.05	0.230	5.84	POLY BAGS/TUBES	7	
86380-XYX	0.470	11.94	0.120	3.05	0.250	6.35	POLY BAGS		
86584-XYX	0.760	19.30	0.120	3.05	0.540	13.72	POLY BAGS		
87444-XYX	1.090	27.69	0.125	3.18	0.865	21.97	POLY BAGS		
87456-XYX	0.840	21.34	0.120	3.05	0.620	15.75	POLY BAGS		
87457-XYX	0.990	25.15	0.120	3.05	0.770	19.56	POLY BAGS		
87837-XYX	0.585	14.86	0.120	3.05	0.365	9.27	POLY BAGS		
87920-XYX	0.830	21.08	0.120	3.05	0.610	15.49	POLY BAGS		
88526-XYX	1.340	34.04	0.120	3.05	1.120	28.45	POLY BAGS		
88714-XYX	0.640	16.26	0.120	3.05	0.420	10.67	POLY BAGS		
89580-XYX	0.930	23.62	0.120	3.05	0.710	18.03	POLY BAGS		
90824-XYX	0.420	10.67	0.120	3.05	0.200	5.08	POLY BAGS		
94654-XYXH	0.415	10.54	0.085	2.16	0.230	5.84	POLY BAGS		
95066-XYXH	1.240	31.50	0.120	3.05	1.020	25.91	POLY BAGS		
95654-XYXH	0.880	22.35	0.120	3.05	0.660	16.76	POLY BAGS		
98845-XYXH	0.572	14.54	0.120	3.00	0.354	9.00	POLY BAGS/TUBES		
10002463-XYXH	0.503	12.78	0.085	2.16	0.318	8.08	POLY BAGS	---	NOTE 1,10



Copyright FCJ

mat'l. code		surface ISO 1302 <input checked="" type="checkbox"/>		tolerance ISO 406 ISO 1101		projection 		product family BERGSTIK	
ltr	ecn	no	dr	date		tolerances unless otherwise specified		title	
AL						angles	linear	BERGSTIK® II HEADER	
						0'±2'	.xx±.01/0.3 .xxx±.005/0.13 .xxxx±.0020/0.05	.100/2.54 DR SELF-RET	
						dr	T. BREWBAKER	7/29/94	dwg no
						enr	T. HANNA	7/29/94	sheet 4 of 4 size
						chr	J. MURPHY	7/29/94	69192 A3
						appd	T. HANNA	7/29/94	type Product Customer Drawing
sheet index	revision sheet								