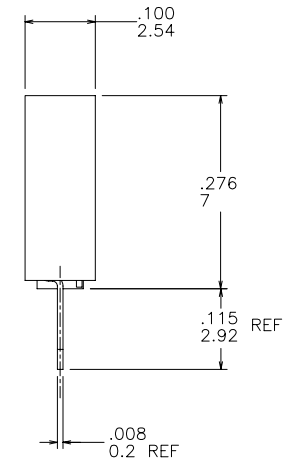
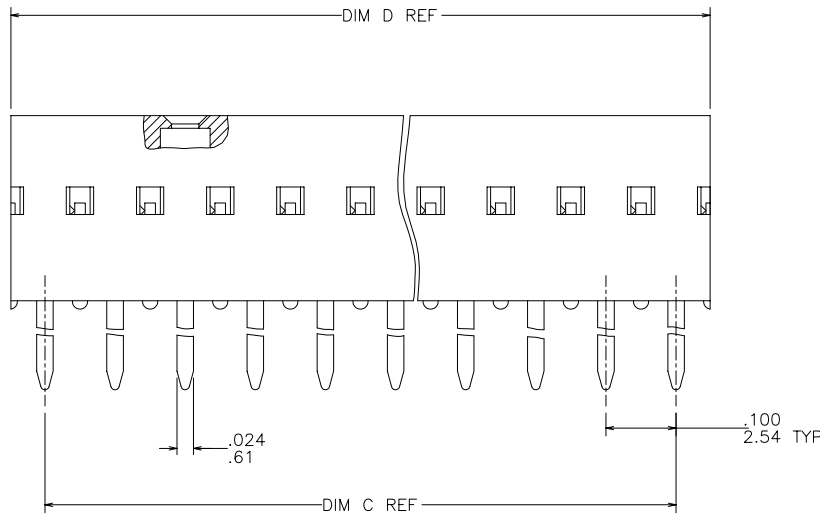
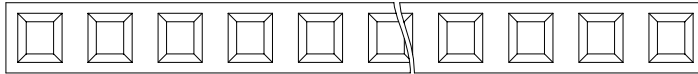


PRODUCT NO.

SEE TABLE

68685 - XXX LF

- LEAD FREE OPTION
- PACKAGING OPTIONS OMIT IF NOT REQUIRED.
- NO. OF POSITIONS PER ROW
- PLATING CODE
- BASE PART NUMBER



Copyright FCI

mat'l. code			surface ISO 1302 ✓		tolerance ISO 406 ISO 1101		projection INCH/MM		product family DUBOX		
ltr			date		tolerances unless otherwise specified		INCH/MM		title		
N	V11678	GIP	01/22/02	angles	.xx ±.01/.3		scale 4:1		DUBOX SING. ROW VERT. CARD CONN. ASSEMBLY		
P	V03-0309	HTB	04/30/03	linear	.xxx ±.005/.13				dwg no		
R	V04-0002	HTB	01/06/04	0°±2'	.xxxx ±.0020/.051				sheet 1 of 3 size		
S	V05-0463	DPU	06/27/05	dr	S. RAMP	02/25/91	FCI		68685 A3		
T	M06-0237	MN	06/19/06	enfr	M. HAHN	02/25/91			type Product Customer Drawing		
U	M06-0433	AGS	10/31/06	chr	M. HAHN	02/25/91					
V	M07-0203	MHT	5/01/07	appd	M. HAHN	02/25/91					
sheet	revision	V	V	V							
index	sheet	1	2	3							

form: A3

PRODUCT NO NOTE 8	PLATING CONTACT AREA MIN	PLATING SOLDER TAIL
68685-2XX	15u"/.38u Au OVER 50u"/1.27uNI	100u"/160u" 2.54u/4.06u SN
68685-3XX	30u"/.76u Au OVER 50u"/1.27u NI	100u"/160u" 2.54u/4.06u SN
68685-4XX	100u"/160u" 2.54u/4.06u SN	100u"/160u" 2.54u/4.06u SN
68685-5XX	50u"/1.27u Au OVER 50u"/1.27u NI	100u"/160u" 2.54u/4.06u SN
68685-6XX	30u"/.76u Au OVER 50u"/1.27u NI	100u"/160u" 2.54u/4.06u SN
68685-8XX	30u"/.76u Au OVER 50u"/1.27u NI	100u"/160u" 2.54u/4.06u SN

SEE NOTE 11  
SEE NOTE 11  
OBSOLETE  
OBSOLETE

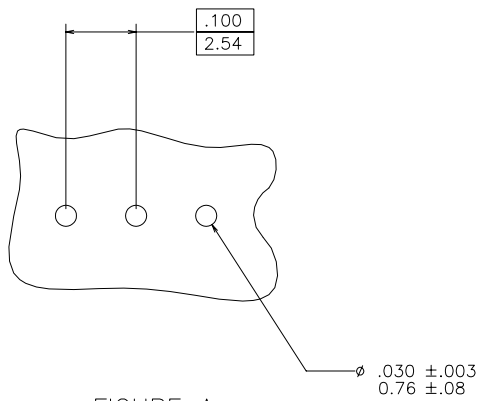


FIGURE A

NOTES:

- ① MATERIAL HOUSING: PPS, COLOR - BLACK, FLAME RETARDANT PER UL-94V-0. THIS PART WILL WITHSTAND EXPOSURES TO 260°C PEAK TEMPERATURE FOR 20 SECONDS IN WAVE SOLDER, INFRA-RED OR VAPOR PHASE SOLDER PROCESS.
2. MATERIAL TERMINAL: PHOSPHOR BRONZE.
3. RECOMMENDED APPLICATION DATA:
  - A. RECOMMENDED HOLE PATTERN IS SHOWN IN FIGURE A.
  - B. ALL MATING PINS TO BE .025/.64 SQUARE ON TRUE CENTER OF GIVEN TERMINAL SPACINGS WITHIN .015/.38 DIA
  - C. SUGGESTED MATING PIN LENGTH .210±.020/5.33±.51
  - D. RECOMMENDED PC BOARD THICKNESS: .062/1.58
4. FCI, FCI FINAL PART NUMBER AND DATE CODE TO BE MARKED ON TUBE LABEL.
5. PREPLATED STAMPED TERMINALS.
6. STANDARD TUBE PACKAGE PER BUS-14-097/3.
- ⑦ PART NUMBER WITH SUFFIX "U" FOR SAWING ONLY.
- ⑧. ADD LF SUFFIX AT THE END OF PART NUMBER FOR LEAD FREE OPTION.
9. THIS PRODUCT MEETS EUROPEAN UNION DIRECTIVES AND OTHER COUNTRY REGULATION AS DESCRIBED IN GS-22-008.
- 10."THIS PRODUCT HAS 100% TIN PLATING IN THE INTERFACE AND HAS NOT BEEN TESTED FOR WHISKER GROWTH IN ALL INTERCONNECT ENVIRONMENT".
- ⑪ PLATING OPTIONS:  
MAY BE EITHER GOLD OR GXT PLATED AT MANUFACTURER'S OPTION.

FCI  
FCIconnect.com  
Copyright FCI

mat'l. code		surface ISO 1302 ✓		tolerance ISO 406 ISO 1101		projection ⊕		product family DUBOX	
ltr	ecn	no	dr	date		tolerances unless otherwise specified		title	
V						angles	linear	DUBOX SING. ROW VERT. CARD CONN. ASSEMBLY	
						0°±2'	.xx ±.01/.3 .xxx ±.005/.13 .xxxx ±.0020/.051	INCH/MM scale 4:1	
			dr	S. RAMP	02/25/91			dwg no sheet 2 of 3 size	
			enr	M. HAHN	02/25/91			68685 A3	
			chr	M. HAHN	02/25/91			type Product Customer Drawing	
			appd	M. HAHN	02/25/91				
sheet index	revision sheet								

PRODUCT NUMBER	NO. OF POSITION	DIM C	DIM D	LF OPTION
68685-Y02	1 X 2	.100/2.54	.217/5.51	NOTE 8
-Y03	1 X 3	.200/5.08	.317/8.05	
-Y04	1 X 4	.300/7.62	.417/10.59	
-Y05	1 X 5	.400/10.16	.517/13.13	
-Y06	1 X 6	.500/12.70	.617/15.67	
-Y07	1 X 7	.600/15.24	.717/18.21	
-Y08	1 X 8	.700/17.78	.817/20.75	
-Y09	1 X 9	.800/20.32	.917/23.29	
-Y10	1 X 10	.900/22.86	1.017/25.83	
-Y11	1 X 11	1.000/25.40	1.117/28.37	
-Y12	1 X 12	1.100/27.94	1.217/30.91	
-Y13	1 X 13	1.200/30.48	1.317/33.45	
-Y14	1 X 14	1.300/33.02	1.417/35.99	
-Y15	1 X 15	1.400/35.56	1.517/38.53	
-Y16	1 X 16	1.500/38.10	1.617/41.07	
-Y17	1 X 17	1.600/40.64	1.717/43.61	
-Y18	1 X 18	1.700/43.18	1.817/46.15	
-Y19	1 X 19	1.800/45.72	1.917/48.69	
-Y20	1 X 20	1.900/48.26	2.017/51.23	
-Y21	1 X 21	2.000/50.80	2.117/53.77	
-Y22	1 X 22	2.100/53.34	2.217/56.31	
-Y23	1 X 23	2.200/55.88	2.317/58.85	
-Y24	1 X 24	2.300/58.42	2.417/61.39	
-Y25	1 X 25	2.400/60.96	2.517/63.93	
-Y26	1 X 26	2.500/63.50	2.617/66.47	
-Y27	1 X 27	2.600/66.04	2.717/69.01	
-Y28	1 X 28	2.700/68.58	2.817/71.55	
-Y29	1 X 29	2.800/71.12	2.917/74.09	
-Y30	1 X 30	2.900/73.66	3.017/76.63	
-Y31	1 X 31	3.000/76.20	3.117/79.17	
-Y32	1 X 32	3.100/78.74	3.217/81.71	
-Y33	1 X 33	3.200/81.28	3.317/84.25	
-Y34	1 X 34	3.300/83.82	3.417/86.79	
68685-Y35	1 X 35	3.400/86.36	3.517/89.33	

PRODUCT NO	NO. OF POSITION	DIM C	DIM D	LF OPTION
68685-Y36	1 X 36	3.500/88.90	3.617/91.87	NOTE 8
-Y37	1 X 37	3.600/91.44	3.717/94.41	
-Y38	1 X 38	3.700/93.98	3.817/96.95	
-Y39	1 X 39	3.800/96.52	3.917/99.49	
-Y40	1 X 40	3.900/99.06	4.017/102.03	
-Y41	1 X 41	4.000/101.60	4.117/104.57	
-Y42	1 X 42	4.100/104.14	4.217/107.11	
-Y43	1 X 43	4.200/106.68	4.317/109.65	
-Y44	1 X 44	4.300/109.22	4.417/112.19	
-Y45	1 X 45	4.400/111.76	4.517/114.73	
-Y46	1 X 46	4.500/114.30	4.617/117.27	
-Y47	1 X 47	4.600/116.84	4.717/119.81	
-Y48	1 X 48	4.700/119.38	4.817/122.35	
-Y49	1 X 49	4.800/121.92	4.917/124.89	
68685-Y50	1 X 50	4.900/124.46	5.017/127.43	
68685-Y50U	1 X 50	4.900/124.46	5.017/127.43	

NOTE 7

Copyright FCJ  
 FCJconnect.com

mat'l. code		surface ISO 1302 <input checked="" type="checkbox"/>		tolerance ISO 406 ISO 1101		projection 		product family DUBOX	
ltr		ecn no		date		tolerances unless otherwise specified		title	
v						.xx ±.01/.3 .xxx ±.005/.13 .xxxx ±.0020/.051		INCH/MM scale 4:1	
						dr S. RAMP 02/25/91		dwg no sheet 3 of 3 size	
						enr M. HAHN 02/25/91		68685 A3	
						chr M. HAHN 02/25/91		type Product Customer Drawing	
						appd M. HAHN 02/25/91			
sheet index		revision sheet							

