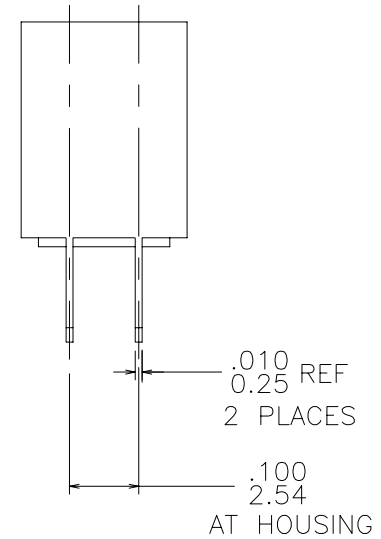
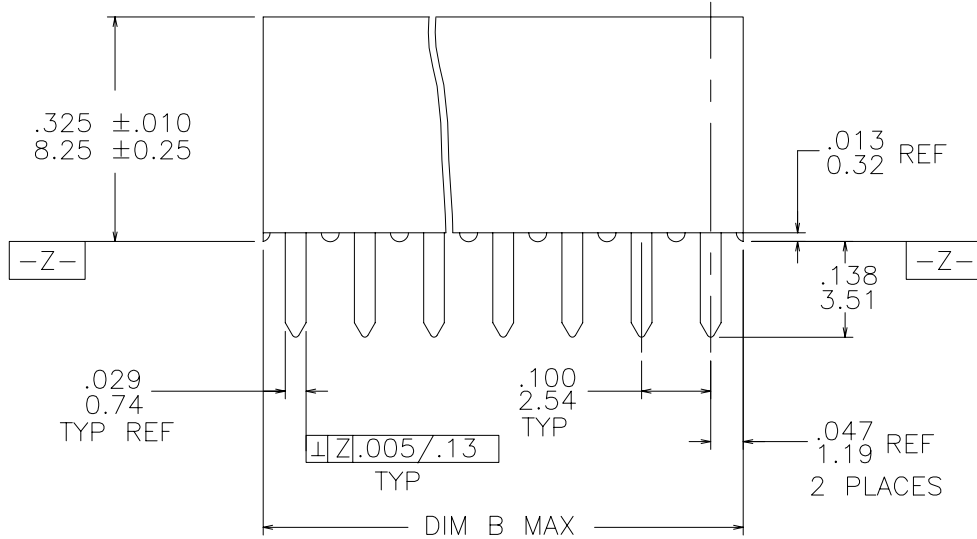
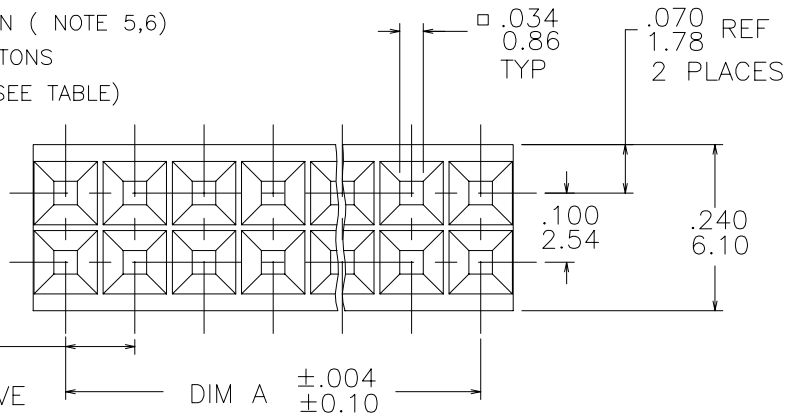


66953-XXXLF

LEAD FREE OPTION ( NOTE 5,6)  
 NUMBER OF POSITIONS  
 MARKING CODE (SEE TABLE)  
 BASE NUMBER



mat'l. code		surface ISO 1302 ✓		tolerance ISO 406 ISO 1101		projection INCH/MM		product family VCC	
ltr		ecn no dr		date		tolerances unless otherwise specified		title	
H	V50931	SAR	8/8/95	angles	linear	.XX±.01/.X±.3		VERT. CARD CONNECTOR	
J	V50963	LSS	8/16/95			.XXX±.0.005/.XX±.13		D/R .100/2.54 CC	
K	V70788	LSS	6/12/97	0'±2'		.XXXX±.0020/.XXX±.051		scale 1:1	
L	V80354	EPK	3/6/98	dr	M. FETROW	6/26/89		dwg no sheet 1 of 3 size	
M	V94468	MDF	1/11/00	enfr	M. HAHN	6/26/89		66953 A3	
N	M05-0124	MHT	6/06/05	chr	M. HAHN	6/26/89		type Product Customer Drawing	
P	M07-0143	ERE	03/03/07	appd	M. HAHN	6/26/89			
sheet index	revision	P	P	P					
	sheet	1	2	3					



Copyright FCI

PRODUCT NO.	MARKING CODE		
SEE TABLE	66953-0XX	STANDARD MARKING PER NOTE 3	
	66953-8XX	SPECIAL MIL MARKING PER NOTE 5	OBS

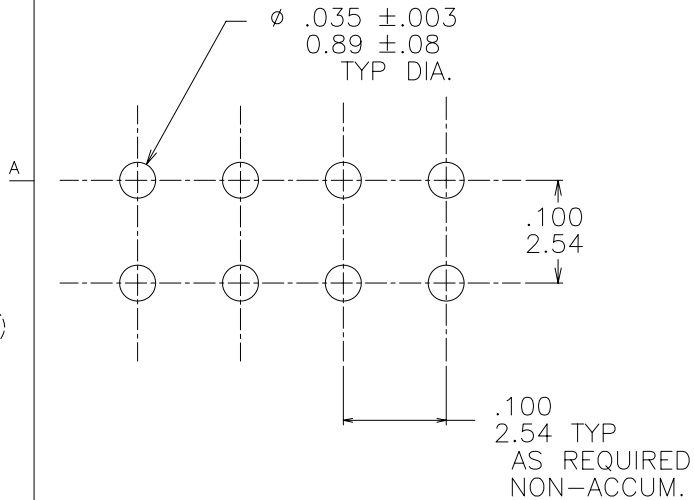


FIG. 1  
SCALE 6:1

NOTES.

- HOUSING MATERIAL: FILLED POLYESTER, FLAME RETARDANT PER UL 94V-0. COLOR: BLACK.
- TERMINAL MATERIAL:  
 BODY: BRASS  
 SPRING: BeCu. HEAT TREATED  
 BODY PLATING: 30u"/.76 Au OVER 50u"/1.27u Ni IN CONTACT AREA.  
 100u"/2.54 Sn (NOTE 8) OVER 50u"/1/27u Ni ON SOLDER TAIL.  
 SPRING PLATING: GOLD FLASH
- MARK FCI PART NUMBER AND DATE CODE LEGIBLE ON TUBE LABEL.
- APPLICATION INFORMATION.  
 A. RECOMMENDED MOUNTING HOLE PATTERN IS SHOWN IN FIG. 1  
 B. ALL MATING PINS TO BE .025/.64 SQUARE ON TRUE CENTER OF GIVEN TERMINAL SPACINGS, WITHIN .015/.38 DIAMETER.  
 C. SUGGESTED MATING PIN LENGTH, .210  $\pm$  .020/5.33  $\pm$  .51.
- ADD "LF" SUFFIX AT THE END OF PART NUMBER FOR LEAD FREE OPTION.
- THIS PRODUCT MEETS EUROPEAN UNION DIRECTIVES AND OTHER COUNTRY REGULATION AS DESCRIBED IN GS-22-008.
- THE HOUSING WILL WITHSTAND EXPOSURE TO 260°C PEAK TEMPERATURE FOR 15 SECONDS IN A WAVE SOLDER APPLICATION WITH A 1.5mm MINIMUM THICK CIRCUIT BOARD. SEE APPLICATION NOTES/PROCEDURES IF THEY ARE AVAILABLE.
- "THIS PRODUCT HAS 100% TIN PLATING IN THE INTERFACE AND HAS NOT BEEN TESTED FOR WHISKER GROWTH IN ALL INTERCONNECT ENVIRONMENTS."



Copyright FCI

mat'l. code		surface ISO 1302 <input checked="" type="checkbox"/>	tolerance ISO 406 ISO 1101	projection 	product family VCC
ltr	ecn	no	dr	date	title
P					VERT. CARD CONNECTOR D/R .100/2.54 CC
		tolerances unless otherwise specified			INCH/MM
		angles	linear	scale 1:1	
		0'±2'	.XX±.01/.X±.3 .XXX±.0.005/.XX±.13 .XXXX±.0020/.XXX±.051	dwg no	
		dr	M. FETROW	6/26/89	sheet 2 of 3 size
		enr	M. HAHN	6/26/89	66953 A3
		chr	M. HAHN	6/26/89	
		appd	M. HAHN	6/26/89	type Product Customer Drawing
sheet index	revision sheet				

PRODUCT NO.	NO OF POSITIONS	DIM A	DIM B	DESC PART NUMBER ON -8XX SERIES ONLY		LF PRODUCT NO.	NO OF POSITIONS	DIM A	DIM B	DESC PART NUMBER ON -8XX SERIES ONLY
66953-Y01	U N A S S I G N E D					66953-Y01LF	U N A S S I G N E D			
-Y02	2 X 2	.100/2.54	.200/5.08	WWWWW-02	OBS	-Y03LF	2 X 3	.200/5.08	.300/7.62	WWWWW-03
-Y03	2 X 3	.200/5.08	.300/7.62	WWWWW-03		-Y04LF	2 X 4	.300/7.62	.400/10.16	WWWWW-04
-Y04	2 X 4	.300/7.62	.400/10.16	WWWWW-04		-Y05LF	2 X 5	.400/10.16	.500/12.70	WWWWW-05
-Y05	2 X 5	.400/10.16	.500/12.70	WWWWW-05		-Y06LF	2 X 6	.500/12.70	.600/15.24	WWWWW-06
-Y06	2 X 6	.500/12.70	.600/15.24	WWWWW-06		-Y07LF	2 X 7	.600/15.24	.700/17.78	WWWWW-07
-Y07	2 X 7	.600/15.24	.700/17.78	WWWWW-07		-Y08LF	2 X 8	.700/17.78	.800/20.32	WWWWW-08
-Y08	2 X 8	.700/17.78	.800/20.32	WWWWW-08		-Y09LF	2 X 9	.800/20.32	.900/22.86	WWWWW-09
-Y09	2 X 9	.800/20.32	.900/22.86	WWWWW-09		-Y10LF	2 X 10	.900/22.86	1.000/25.40	WWWWW-10
-Y10	2 X 10	.900/22.86	1.000/25.40	WWWWW-10		-Y11LF	2 X 11	1.000/25.40	1.100/27.94	WWWWW-11
-Y11	2 X 11	1.000/25.40	1.100/27.94	WWWWW-11		-Y12LF	2 X 12	1.100/27.94	1.200/30.48	WWWWW-12
-Y12	2 X 12	1.100/27.94	1.200/30.48	WWWWW-12		-Y13LF	2 X 13	1.200/30.48	1.300/33.02	WWWWW-13
-Y13	2 X 13	1.200/30.48	1.300/33.02	WWWWW-13		-Y14LF	2 X 14	1.300/33.02	1.400/35.56	WWWWW-14
-Y14	2 X 14	1.300/33.02	1.400/35.56	WWWWW-14		-Y15LF	2 X 15	1.400/35.56	1.500/38.10	WWWWW-15
-Y15	2 X 15	1.400/35.56	1.500/38.10	WWWWW-15		-Y16LF	2 X 16	1.500/38.10	1.600/40.64	WWWWW-16
-Y16	2 X 16	1.500/38.10	1.600/40.64	WWWWW-16		-Y17LF	2 X 17	1.600/40.64	1.700/43.18	WWWWW-17
-Y17	2 X 17	1.600/40.64	1.700/43.18	WWWWW-17		-Y18LF	2 X 18	1.700/43.18	1.800/45.72	WWWWW-18
-Y18	2 X 18	1.700/43.18	1.800/45.72	WWWWW-18		-Y19LF	2 X 19	1.800/45.72	1.900/48.26	WWWWW-19
-Y19	2 X 19	1.800/45.72	1.900/48.26	WWWWW-19		-Y20LF	2 X 20	1.900/48.26	2.000/50.80	WWWWW-20
-Y20	2 X 20	1.900/48.26	2.000/50.80	WWWWW-20		-Y21LF	2 X 21	2.000/50.80	2.100/53.34	WWWWW-21
-Y21	2 X 21	2.000/50.80	2.100/53.34	WWWWW-21		-Y22LF	2 X 22	2.100/53.34	2.200/55.88	WWWWW-22
-Y22	2 X 22	2.100/53.34	2.200/55.88	WWWWW-22		-Y23LF	2 X 23	2.200/55.88	2.300/58.42	WWWWW-23
-Y23	2 X 23	2.200/55.88	2.300/58.42	WWWWW-23		-Y24LF	2 X 24	2.300/58.42	2.400/60.96	WWWWW-24
-Y24	2 X 24	2.300/58.42	2.400/60.96	WWWWW-24		-Y25LF	2 X 25	2.400/60.96	2.500/63.50	WWWWW-25
-Y25	2 X 25	2.400/60.96	2.500/63.50	WWWWW-25		-Y26LF	2 X 26	2.500/63.50	2.600/66.04	WWWWW-26
-Y26	2 X 26	2.500/63.50	2.600/66.04	WWWWW-26		-Y27LF	2 X 27	2.600/66.04	2.700/68.58	WWWWW-27
-Y27	2 X 27	2.600/66.04	2.700/68.58	WWWWW-27		-Y28LF	2 X 28	2.700/68.58	2.800/71.12	WWWWW-28
-Y28	2 X 28	2.700/68.58	2.800/71.12	WWWWW-28		-Y29LF	2 X 29	2.800/71.12	2.900/73.66	WWWWW-29
-Y29	2 X 29	2.800/71.12	2.900/73.66	WWWWW-29		-Y30LF	2 X 30	2.900/73.66	3.000/76.20	WWWWW-30
-Y30	2 X 30	2.900/73.66	3.000/76.20	WWWWW-30		-Y31LF	2 X 31	3.000/76.20	3.100/78.74	WWWWW-31
-Y31	2 X 31	3.000/76.20	3.100/78.74	WWWWW-31		-Y32LF	2 X 32	3.100/78.74	3.200/81.28	WWWWW-32
-Y32	2 X 32	3.100/78.74	3.200/81.28	WWWWW-32		-Y33LF	2 X 33	3.200/81.28	3.300/83.82	WWWWW-33
-Y33	2 X 33	3.200/81.28	3.300/83.82	WWWWW-33		-Y34LF	2 X 34	3.300/83.82	3.400/86.36	WWWWW-34
-Y34	2 X 34	3.300/83.82	3.400/86.36	WWWWW-34		-Y35LF	2 X 35	3.400/86.36	3.500/88.90	WWWWW-35
-Y35	2 X 35	3.400/86.36	3.500/88.90	WWWWW-35		66953-Y36LF	2 X 36	3.500/88.90	3.600/91.44	WWWWW-36
66953-Y36	2 X 36	3.500/88.90	3.600/91.44	WWWWW-36						



Copyright FCI

mat'l. code		surface ISO 1302 <input checked="" type="checkbox"/>		tolerance ISO 406 ISO 1101		projection 		product family VCC	
ltr		ecn no		date		tolerances unless otherwise specified		title	
P						.XX±.01/.X±.3 .XXX±.0.005/.XX±.13 XXXX±.0020/XXX±.051		VERT. CARD CONNECTOR D/R .100/2.54 CC	
						INCH/MM		dwg no	
						scale 1:1		sheet 3 of 3 size	
								66953 A3	
								type Product Customer Drawing	
sheet index		revision sheet							