

66580-7 ✓ ACTIVE

AMP | AMP Type IV

TE Internal #: 66580-7

Socket Contact, Gold, 250 VAC, 250 VDC, Size 16 Contact Size, 18 – 16 AWG Wire Size, .8 – 1.4 mm² Wire Size, Crimp, Brass, Power, AMP Type IV

[View on TE.com >](#)



Connectors > Contacts > Connector Contacts



Contact Type: **Socket**

Contact Mating Area Plating Material: **Gold**

Wire Contact Termination Area Plating Material: **Tin**

Operating Voltage: **250 VDC**

Features

Product Type Features

Sealable	No
----------	----

Electrical Characteristics

Operating Voltage	250 VDC
-------------------	---------

Contact Features

Mating Pin Diameter	1.57 mm[.062 in]
---------------------	------------------

Contact Underplating Material Thickness	1.27 μm[50 μin]
---	-----------------

Wire Contact Termination Area Plating Thickness	1.27 μm[50 μin]
---	-----------------

Wire Contact Termination Area Plating Material Finish	Bright
---	--------

Contact Mating Area Plating Material Thickness	.76 μm[30 μin]
--	----------------

Contact Mating Area Plating Material Finish	Bright
---	--------

Contact Orientation	Straight
---------------------	----------

Contact Underplating Material	Nickel
-------------------------------	--------

Contact Type	Socket
--------------	--------

Contact Mating Area Plating Material	Gold
--------------------------------------	------

Wire Contact Termination Area Plating Material	Tin
--	-----



Contact Retention Within Housing	With
Contact Size	Size 16
Contact Base Material	Brass
Contact Current Rating (Max)	1.8 A

Termination Features

Termination Method to Wire & Cable	Crimp
Product Terminates To	Wire & Cable

Mechanical Attachment

Wire Insulation Support	With
-------------------------	------

Dimensions

Compatible Insulation Diameter Range	2.03 – 2.54 mm [.08 – .1 in]
Wire Size	.8 – 1.4 mm ²

Usage Conditions

Operating Temperature Range	-55 – 150 °C [-67 – 302 °F]
-----------------------------	-----------------------------

Operation/Application

Circuit Application	Power
---------------------	-------

Packaging Features

Packaging Method	Strip
------------------	-------

Product Compliance

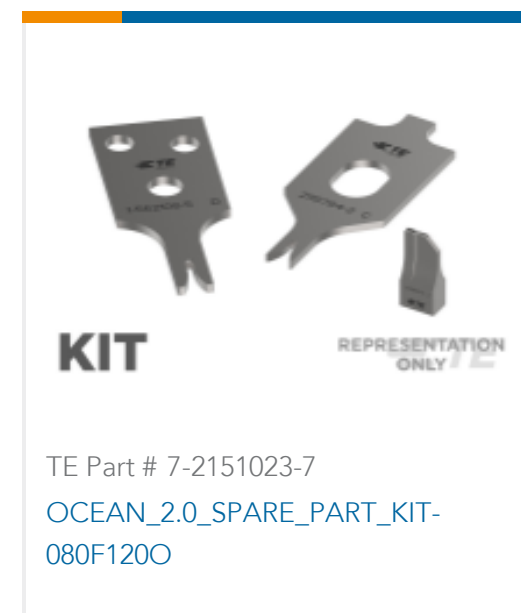
[For compliance documentation, visit the product page on TE.com>](#)

EU RoHS Directive 2011/65/EU	Compliant
EU ELV Directive 2000/53/EC	Compliant
China RoHS 2 Directive MIIT Order No 32, 2016	No Restricted Materials Above Threshold
EU REACH Regulation (EC) No. 1907/2006	Current ECHA Candidate List: JUNE 2024 (241) Candidate List Declared Against: JAN 2024 (240) Does not contain REACH SVHC
Halogen Content	Low Halogen - Br, Cl, F, I < 900 ppm per homogenous material. Also BFR/CFR/PVC Free
Solder Process Capability	Not applicable for solder process capability

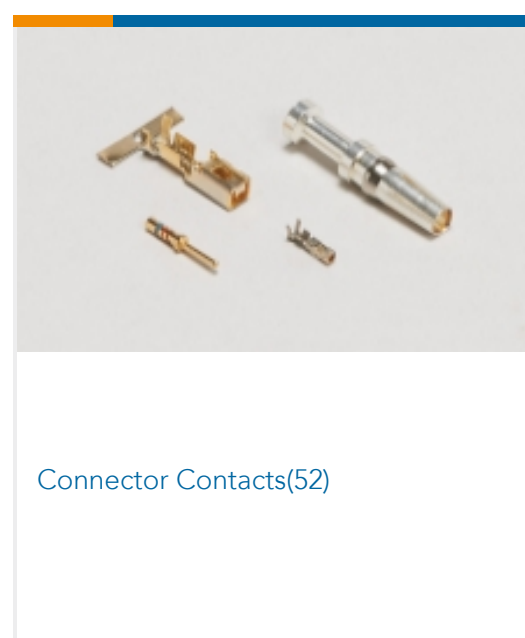
Product Compliance Disclaimer

This information is provided based on reasonable inquiry of our suppliers and represents our current actual knowledge based on the information they provided. This information is subject to change. The part numbers that TE has identified as EU RoHS compliant have a maximum concentration of 0.1% by weight in homogenous materials for lead, hexavalent chromium, mercury, PBB, PBDE, DBP, BBP, DEHP, DIBP, and 0.01% for cadmium, or qualify for an exemption to these limits as defined in the Annexes of Directive 2011/65/EU (RoHS2). Finished electrical and electronic equipment products will be CE marked as required by Directive 2011/65/EU. Components may not be CE marked. Additionally, the part numbers that TE has identified as EU ELV compliant have a maximum concentration of 0.1% by weight in homogenous materials for lead, hexavalent chromium, and mercury, and 0.01% for cadmium, or qualify for an exemption to these limits as defined in the Annexes of Directive 2000/53/EC (ELV). Regarding the REACH Regulation, the information TE provides on SVHC in articles for this part number is based on the latest European Chemicals Agency (ECHA) 'Guidance on requirements for substances in articles' posted at this URL: <https://echa.europa.eu/guidance-documents/guidance-on-reach>

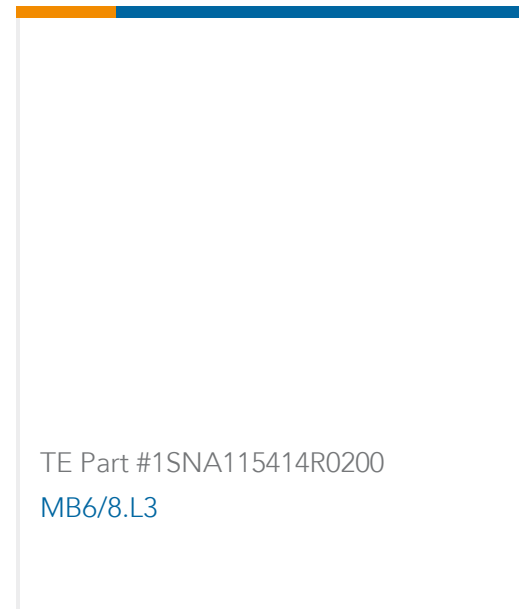
Compatible Parts



Also in the Series | AMP Type IV



Customers Also Bought



Documents

Product Drawings

TYPE VI SOCKET,MULTI-MATE

English

CAD Files

3D PDF

3D

Customer View Model

[ENG_CVM_CVM_66580-7_AN_c-66580-7-an.2d_dxf.zip](#)

English

Customer View Model

[ENG_CVM_CVM_66580-7_AN_c-66580-7-an.3d_igs.zip](#)

English

Customer View Model

[ENG_CVM_CVM_66580-7_AN_c-66580-7-an.3d_stp.zip](#)

English

By downloading the CAD file I accept and agree to the [Terms and Conditions](#) of use.

Product Specifications

Application Specification

Japanese

Application Specification

English