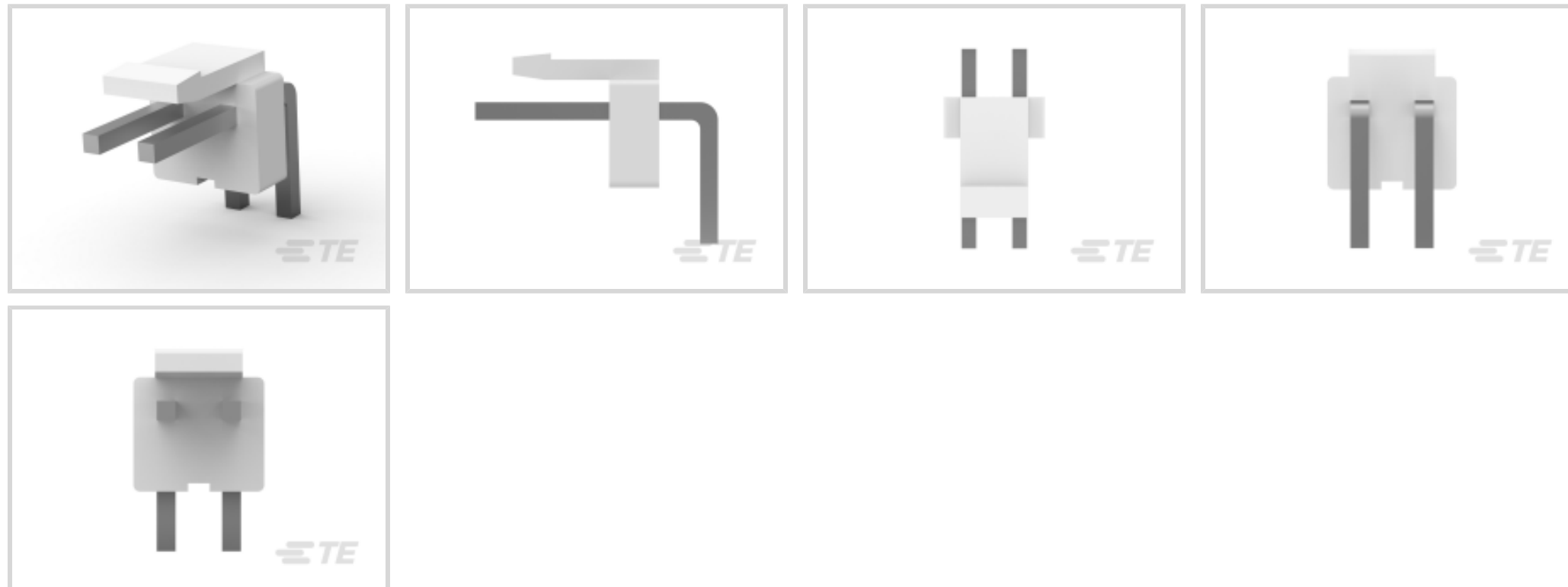




Connectors > Power Connectors > Rectangular Power > Rectangular Power Connectors



Product Type: **Header**

Housing Type: **Plug**

Connector System: **Wire-to-Board**

Number of Positions: **2**

Centerline (Pitch): **3.96 mm [.156 in]**

Features

Product Type Features

Header Type	Unshrouded
Product Type	Header
Housing Type	Plug
Connector System	Wire-to-Board
Sealable	No
Connector & Contact Terminates To	Printed Circuit Board
Contact Type	Tab

Configuration Features

Number of Positions	2
PCB Mount Orientation	Right Angle, Vertical
Number of Power Positions	2
Number of Rows	1

Electrical Characteristics

Operating Voltage	250 VAC
-------------------	---------

Body Features

Connector Profile	Low
-------------------	-----

Contact Features

Contact Layout	Inline
Contact Base Material	Brass
Contact Current Rating (Max)	7.5 A
Contact Retention	Without
Contact Termination Area Plating Material	Tin
Contact Mating Area Plating Material	Tin
Contact Mating Area Plating Material Thickness	2.03 μm [80 μin]

Termination Features

Termination Post & Tail Length	5.34 mm[.21 in]
Termination Method to Printed Circuit Board	Through Hole - Solder

Mechanical Attachment

Mating Alignment	With
PCB Mount Alignment	Without
PCB Mount Retention	Without
Connector Mounting Type	Board Mount
Mating Retention	With
Mating Retention Type	Latch

Housing Features

Centerline (Pitch)	3.96 mm[.156 in]
UL Flammability Rating	UL 94V-0
Housing Color	White
Housing Material	Nylon 66

Dimensions

Mating Post Length	8.6 mm[.33 in]
Height	9.4 mm[.37 in]
Length	7.92 mm[.3118 in]
Width	15.37 mm[.605 in]

Usage Conditions

Operating Temperature Range	-25 – 105 $^{\circ}\text{C}$ [-13 – 221 $^{\circ}\text{F}$]
-----------------------------	--

Operation/Application

Circuit Application	Power
---------------------	-------

Industry Standards

Glow Wire Rating	Standard Part - Not Glow Wire
------------------	-------------------------------

Packaging Features

Packaging Method	Bag
Packaging Quantity	1000

Other

For Use With	Plug Housing
--------------	--------------

Product Compliance

[For compliance documentation, visit the product page on TE.com>](#)

EU RoHS Directive 2011/65/EU	Compliant
EU ELV Directive 2000/53/EC	Compliant
China RoHS 2 Directive MIIT Order No 32, 2016	No Restricted Materials Above Threshold
EU REACH Regulation (EC) No. 1907/2006	Current ECHA Candidate List: JUL 2019 (201) Candidate List Declared Against: JAN 2019 (197) Does not contain REACH SVHC
EU REACH Regulation (EC) No. 1907/2006	Current ECHA Candidate List: JUL 2019 (201) Candidate List Declared Against: JAN 2019 (197)
Halogen Content	Low Halogen - Br, Cl, F, I < 900 ppm per homogenous material. Also BFR/CFR/PVC Free
Solder Process Capability	Wave solder capable to 265°C

Product Compliance Disclaimer

This information is provided based on reasonable inquiry of our suppliers and represents our current actual knowledge based on the information they provided. This information is subject to change. The part numbers that TE has identified as EU RoHS compliant have a maximum concentration of 0.1% by weight in homogenous materials for lead, hexavalent chromium, mercury, PBB, PBDE, DBP, BBP, DEHP, DIBP, and 0.01% for cadmium, or qualify for an exemption to these limits as defined in the Annexes of Directive 2011/65/EU (RoHS2). Finished electrical and electronic equipment products will be CE marked as required by Directive 2011/65/EU. Components may not be CE marked. Additionally, the part numbers that TE has identified as EU ELV compliant have a maximum concentration of 0.1% by weight in homogenous materials for lead, hexavalent chromium, and mercury, and 0.01% for cadmium, or qualify for an exemption to these limits as defined in the Annexes of Directive 2000/53/EC (ELV). Regarding the REACH Regulations, TE's information on SVHC in articles for this part number is still based on the European Chemical Agency (ECHA) 'Guidance on requirements for substances in articles' (Version: 2, April 2011), applying the 0.1% weight on weight concentration threshold at the finished product level. TE is aware of the European Court of Justice ruling of September 10th, 2015 also known as O5A (Once An Article Always An Article) stating that, in case of 'complex object', the threshold for a SVHC must be applied to both the

product as a whole and simultaneously to each of the articles forming part of its composition. TE has evaluated this ruling based on the new ECHA "Guidance on requirements for substances in articles" (June 2017, version 4.0) and will be updating its statements accordingly.

Compatible Parts




TE Model / Part # 1-1123722-2
3.96 EP PLUG HSG 2P(NATURAL)


Also in the Series | Economy Power




PCB Latches, Locks & Retainers(1)




Power Contacts(5)




Rectangular Connector Housings(1)



Rectangular Power Connectors(269)



Wire-to-Board Connector Assemblies & Housings(41)



Wire-to-Board Connector Contacts(7)



Wire-to-Board Headers & Receptacles (170)


Customers Also Bought




TE Model / Part #2132813-2
2 pos. EP II housing w/rtnr




TE Model / Part #1-2295018-2
USB TYPE C, REC OFFSET 0.65MM
DUAL SMT



TE Model / Part #2132415-3
EP2.5 Shrouded HDR ASSY 3P VERT w
/o boss



TE Model / Part #2132415-4
EP2.5 Shrouded HDR ASSY 4P VERT w
/o boss



TE Model / Part #647676-3
3.96 EP HDR ASSY 3P R/A



TE Model / Part #1744144-1
EP-II CONTACT LANCELESS, 22-18



TE Model / Part #1734035-3
MINI USB, TYPE B, R/A, SMT



TE Model / Part #1734795-1
RJ45, 8P8C, SHD, W/O LED, DIP 6u"



TE Model / Part #1775862-2
mSATA/mini PCI-E 5.2H Type I G/F



TE Model / Part #647676-4
3.96 EP HDR ASSY 4P R/A

Documents

Product Drawings

3.96 EP HDR ASSY 2P R/A

English

CAD Files

Customer View Model

[ENG_CVM_CVM_647676-2_B.2d_dxf.zip](#)

English

3D PDF

3D

Customer View Model

[ENG_CVM_CVM_647676-2_B.3d_igs.zip](#)

English

Customer View Model

[ENG_CVM_CVM_647676-2_B.3d_stp.zip](#)

English

By downloading the CAD file I accept and agree to the [Terms and Conditions](#) of use.

Datasheets & Catalog Pages

MTA, CST-100 II, SL-156 and AMP Economy Power (EP) Connectors

English

1-1773885-9 Economy Power Connectors

English

Product Specifications

Application Specification

English



Application Specification

Japanese

Product Environmental Compliance

[MD_647676-2_022620181116_dmtec](#)

English

[MD_647676-2_022620181116_dmtec](#)

English

Agency Approvals

[VDE Certificate](#)

English