

6469081-2 ✓ ACTIVE

Z-PACK | Z-PACK HM-Zd

TE Internal #: 6469081-2

Z-PACK HM-Zd, High Speed Backplane Connectors, Board-to-Board, 60 Position, Row-to-Row Spacing 1.5 mm [.059 in], Mating Alignment

[View on TE.com >](#)



Connectors > PCB Connectors > Backplane Connectors > High Speed Connectors



Connector System: **Board-to-Board**

Number of Positions: **60**

Row-to-Row Spacing: **1.5 mm [.059 in]**

Mating Alignment: **With**

Mating Alignment Type: **Polarization**

Features

Product Type Features

Connector System	Board-to-Board
PCB Connector Assembly Type	PCB Mount Receptacle
Shroud Style	Fully Shrouded
Sealable	No
Connector & Contact Terminates To	Printed Circuit Board

Configuration Features

Pairs per Column	3
Number of Ground Positions	30
Card Slot Centerline	25.4 mm[1 in]
Number of Pairs	30
Number of Signal Positions	60
Number of Positions	60
Number of Rows	6
Number of Columns	10
PCB Mount Orientation	Right Angle
Guide Location	Unguided

Electrical Characteristics

Operating Voltage	250 VAC
-------------------	---------



Signal Characteristics

Data Rate	≤12 Gb/s
-----------	----------

Body Features

Shield Material	Phosphor Bronze
-----------------	-----------------

Contact Features

Contact Layout	Matrix
Contact Type	Receptacle
Contact Mating Area Plating Material Thickness	.76 μm[30 μin]
Contact Mating Area Plating Material	Gold
Contact Base Material	Copper-Nickel-Silicon
Contact Current Rating (Max)	.7 A

Termination Features

Termination Post & Tail Length	2.2 mm[.086 in]
Termination Method to Printed Circuit Board	Through Hole - Press-Fit

Mechanical Attachment

Mating Alignment	With
Mating Alignment Type	Polarization
Connector Mounting Type	Board Mount

Housing Features

Housing Material	Polyester - GF
Housing Color	Gray
Centerline (Pitch)	2.5 mm[.098 in]

Dimensions

Connector Length	24.95 mm[.988 in]
Connector Height	14.85 mm[.584 in]
Connector Width	23.4 mm[.921 in]
Row-to-Row Spacing	1.5 mm[.059 in]

Usage Conditions

Operating Temperature Range	-65 – 105 °C[-85 – 221 °F]
-----------------------------	----------------------------

Operation/Application

Circuit Application	Signal
---------------------	--------

Industry Standards

UL Flammability Rating	UL 94V-0
------------------------	----------

Packaging Features

Packaging Method	Tube
------------------	------

Product Compliance

[For compliance documentation, visit the product page on TE.com>](#)

EU RoHS Directive 2011/65/EU	Compliant
EU ELV Directive 2000/53/EC	Compliant
China RoHS 2 Directive MIIT Order No 32, 2016	No Restricted Materials Above Threshold
EU REACH Regulation (EC) No. 1907/2006	Current ECHA Candidate List: JUN 2020 (209) Candidate List Declared Against: JUN 2012 (84) Does not contain REACH SVHC
Halogen Content	Low Halogen - Br, Cl, F, I < 900 ppm per homogenous material. Also BFR/CFR/PVC Free
Solder Process Capability	Not applicable for solder process capability


Product Compliance Disclaimer

This information is provided based on reasonable inquiry of our suppliers and represents our current actual knowledge based on the information they provided. This information is subject to change. The part numbers that TE has identified as EU RoHS compliant have a maximum concentration of 0.1% by weight in homogenous materials for lead, hexavalent chromium, mercury, PBB, PBDE, DBP, BBP, DEHP, DIBP, and 0.01% for cadmium, or qualify for an exemption to these limits as defined in the Annexes of Directive 2011/65/EU (RoHS2). Finished electrical and electronic equipment products will be CE marked as required by Directive 2011/65/EU. Components may not be CE marked. Additionally, the part numbers that TE has identified as EU ELV compliant have a maximum concentration of 0.1% by weight in homogenous materials for lead, hexavalent chromium, and mercury, and 0.01% for cadmium, or qualify for an exemption to these limits as defined in the Annexes of Directive 2000/53/EC (ELV). Regarding the REACH Regulation, the information TE provides on SVHC in articles for this part number is based on the latest European Chemicals Agency (ECHA) 'Guidance on requirements for substances in articles' posted at this URL: <https://echa.europa.eu/guidance-documents/guidance-on-reach>


Compatible Parts



TE Model / Part # 6469085-1
HMZD 3PAIR, HDR ASSY, 25MM MOD



TE Model / Part # 6469083-1
HMZD 3PAIR, HDR ASSY, 25MM MOD



TE Model / Part # 6469083-3
HMZD 3PAIR, HDR ASSY, 25MM MOD



TE Model / Part # 2170245-1
HMZD+, 3PAIRS, 10COLS, VERTICAL, ASSEMBLY




TE Model / Part # 6469183-1
HMZD 3PR RA HDR 60P ASSY LF



TE Model / Part # 1645617-3
HMZD 3PAIR, HDR ASSY, 25MM MOD 5.3




TE Model / Part # 6469083-2
HMZD 3PAIR, HDR ASSY, 25MM MOD 5.3

Also in the Series | Z-PACK HM-Zd



Hard Metric Backplane Connectors(1)



High Speed Backplane Connectors(48)

Customers Also Bought



TE Model / Part #2-1589072-4
CX090L2AQ = Coax



TE Model / Part #6450833-7
MBXLE R/A HDR 7ACP



TE Model / Part #6450550-1
MBXL VERT RCPT 3ACP+24S+5P



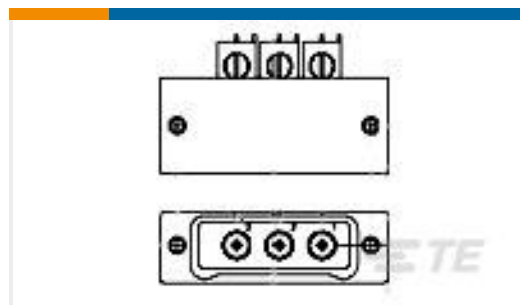
TE Model / Part #1888251-4
low profile rj45, 1x4, grn/grn



TE Model / Part #2033994-3
HSR,2 BAY,1 HRZD,1 UPM, MOTHERBOARD



TE Model / Part #2102061-7
Mezalok, Socket, 114 p, 12 mm, 30 Au, TL



TE Model / Part #1-1589072-0
CX040L2AQ = COAX



TE Model / Part #6450839-6
MBXLE R/A HDR 2ACP8S4ACP16S2AC



TE Model / Part #1888507-2
2X4 OFFSET,SHLD,STJK ASY W/LED



TE Model / Part #1-1437573-5
TSPD11CGRA0=60377, 40287



Documents

Product Drawings

[HMZD 3PR, RECEPTACLE ASSEMBLY](#)

English

CAD Files

[3D PDF](#)

3D

Customer View Model

[ENG_CVM_CVM_6469081-2_E.2d_dxf.zip](#)

English

Customer View Model

[ENG_CVM_CVM_6469081-2_E.3d_igs.zip](#)

English

Customer View Model

[ENG_CVM_CVM_6469081-2_E.3d_stp.zip](#)

English

By downloading the CAD file I accept and agree to the [Terms and Conditions](#) of use.

Product Specifications

[Application Specification](#)

English

Agency Approvals

[UL Report](#)

English