



Connectors > Connector Accessories > Connector Caps & Covers



Connector Cover Type: **Strain Relief Cover**

Primary Product Color: **White**

Primary Product Material: **Nylon**

Number of Positions: **8**

Operating Temperature (Max): **105 °C [221 °F]**

Features

Product Type Features

Product Profile	Standard
Connector Cover Type	Strain Relief Cover

Configuration Features

Number of Positions	8
---------------------	---

Body Features

Primary Product Color	White
Primary Product Material	Nylon

Mechanical Attachment

Strain Relief	With
---------------	------

Housing Features

Centerline (Pitch)	3.96 mm [.156 in]
--------------------	-------------------

Usage Conditions

Compatible With IDC Installation Type Connector	Feed Thru
Operating Temperature (Max)	105 °C [221 °F]



Operating Temperature Range	-55 – 105 °C[-67 – 221 °F]
-----------------------------	----------------------------

Industry Standards

UL Flammability Rating	UL 94V-2
------------------------	----------

Product Compliance

[For compliance documentation, visit the product page on TE.com>](#)

EU RoHS Directive 2011/65/EU	Compliant
EU ELV Directive 2000/53/EC	Compliant
China RoHS 2 Directive MIIT Order No 32, 2016	No Restricted Materials Above Threshold
EU REACH Regulation (EC) No. 1907/2006	Current ECHA Candidate List: JUNE 2024 (241) Candidate List Declared Against: JUNE 2024 (241) Does not contain REACH SVHC
Halogen Content	Low Halogen - Br, Cl, F, I < 900 ppm per homogenous material. Also BFR/CFR/PVC Free
Solder Process Capability	Not applicable for solder process capability

Product Compliance Disclaimer

This information is provided based on reasonable inquiry of our suppliers and represents our current actual knowledge based on the information they provided. This information is subject to change. The part numbers that TE has identified as EU RoHS compliant have a maximum concentration of 0.1% by weight in homogenous materials for lead, hexavalent chromium, mercury, PBB, PBDE, DBP, BBP, DEHP, DIBP, and 0.01% for cadmium, or qualify for an exemption to these limits as defined in the Annexes of Directive 2011/65/EU (RoHS2). Finished electrical and electronic equipment products will be CE marked as required by Directive 2011/65/EU. Components may not be CE marked. Additionally, the part numbers that TE has identified as EU ELV compliant have a maximum concentration of 0.1% by weight in homogenous materials for lead, hexavalent chromium, and mercury, and 0.01% for cadmium, or qualify for an exemption to these limits as defined in the Annexes of Directive 2000/53/EC (ELV). Regarding the REACH Regulation, the information TE provides on SVHC in articles for this part number is based on the latest European Chemicals Agency (ECHA) 'Guidance on requirements for substances in articles' posted at this URL: <https://echa.europa.eu/guidance-documents/guidance-on-reach>

Compatible Parts



TE Part # CAT-103156-WBHSM
Receptacle Housing: Wire-to-Board, with Mating Alignment, SL156



TE Part # 640251-8
08P SL156 HSG W/O LCK RAMP



TE Part # 3-640428-8
08P MTA156 CONN ASSY 22AWG RED



TE Part # 3-640599-8
08P MTA156 CONN ASSY 18AWG ORA



TE Part # 640387-8
08P MTA156 HDR ASSY SQ R/A R/B



TE Part # 3-643817-8
08P MTA156 CONN ASSY 18AWG ORA



TE Part # 3-640606-8
08P MTA156 CONN ASSY 22AWG LF



TE Part # 3-640427-8
08P MTA156 CONN ASSY 20AWG YEL



TE Part # 3-641208-8
08P MTA156 HDR ASSY FL ST LF



TE Part # 3-641217-8
08P MTA156 CONN ASSY 18AWG ORA



TE Part # 3-640602-8
08P MTA156 CONN ASSY 24AWG LF



TE Part # 3-641210-8
08P MTA156 HDR FLRA FB 30AU LF



TE Part # 3-643818-8
08P MTA156 CONN ASSY 20AWG YEL



TE Part # 640389-8
08P MTA156 HDR ASSY SQ R/A F/L



TE Part # 640383-8
08P MTA156 HDR ASSY STR SQ SN



TE Part # 3-640426-8
08P MTA156 CONN ASSY 18AWG ORA



TE Part # 3-641209-8
08P MTA156 HDR ASSY FL ST LF



TE Part # 3-644662-8
08P MTA156 CONN ASSY 22AWG LF




TE Part # 644752-8
08P MTA156 HDR ASSY SQ STR F/L




TE Part # 3-643819-8
08P MTA156 CONN ASSY 22AWG RED

Also in the Series | **MTA 156**




Connector Caps & Covers(89)




Connector Contacts(4)



Connector Hardware(2)



Insertion & Extraction Tools(1)



PCB Headers & Receptacles(317)

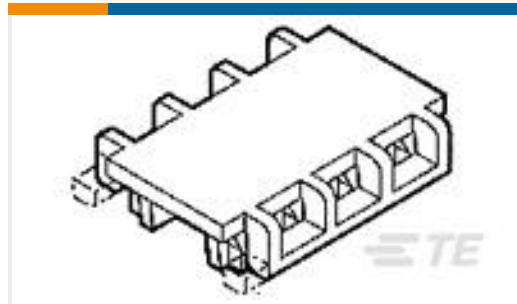




Rectangular Power Connectors(691)



Standard Rectangular Connectors(336)

Customers Also Bought

TE Part #1623734-3
SBCV15 22K 10%TE Part #643071-2
02P MTA156 FD-THRU COVERTE Part #4-640621-4
14P MTA100 CONN ASSY F/T NATLTE Part #52409-2
PIDG SP SPD 22-16COM22-18MIL 6TE Part #3-644466-6
06P MTA156 CONN ASSY 20AWG YELTE Part #4-644466-2
12P MTA156 CONN ASSY 20AWG YELTE Part #3-644465-8
08P MTA156 CONN ASSY 18AWG ORATE Part #61116-2
CMNL PIN 24-18 BRTE Part #234835-E
SRCA 2,54 2 M 1 SMD 137 E1 168 *
GURT *

Documents

Product Drawings

[08P MTA156 FD-THRU COVER](#)

English

CAD Files

[3D PDF](#)

[3D](#)

[Customer View Model](#)

[ENG_CVM_CVM_643071-8_M.2d_dxf.zip](#)



English

Customer View Model

[ENG_CVM_CVM_643071-8_M.3d_igs.zip](#)

English

Customer View Model

[ENG_CVM_CVM_643071-8_M.3d_stp.zip](#)

English

[3D PDF](#)

English

Customer View Model

[ENG_CVM_643071-8_F.2d_dxf.zip](#)

English

Customer View Model

[ENG_CVM_643071-8_F.3d_igs.zip](#)

English

Customer View Model

[ENG_CVM_643071-8_F.3d_stp.zip](#)

English

By downloading the CAD file I accept and agree to the [Terms and Conditions](#) of use.

Product Specifications

[Application Specification](#)

Japanese

[Application Specification](#)

English

[MTA 156 Ribbon Cable Connector Assemblies \(English And Spanish\)](#)

English

[MTA 156 Ribbon Cable Connector Assemblies \(English And Spanish\)](#)

Japanese

Instruction Sheets

[Instruction Sheet \(U.S.\)](#)

English