

2-1658527-2 ✓ ACTIVE

AMP-LATCH

TE Internal #: 2-1658527-2

Ribbon Cable Connectors, Wire-to-Board, 14 Position, 2.54 mm [.1 in] Centerline, 2 Row, Receptacle, Polarization Mating Alignment Type, Wire & Cable

[View on TE.com >](#)



Connectors > PCB Connectors > Wire-to-Board Connectors > FFC, FPC & Ribbon Connectors > Ribbon Cable Connectors



Connector System: **Wire-to-Board**

Number of Positions: **14**

Centerline (Pitch): **2.54 mm [.1 in]**

Row-to-Row Spacing: **2.54 mm [.1 in]**

Number of Rows: **2**

Features

Product Type Features

Connector Product Type	Connector Assembly
Connector System	Wire-to-Board
Connector & Housing Type	Receptacle
Connector & Contact Terminates To	Wire & Cable

Configuration Features

Number of Positions	14
Number of Rows	2

Body Features

Primary Product Color	Blue
-----------------------	------

Contact Features

Mating Square Post Dimension	.64 mm[.025 in]
Wire Contact Termination Area Plating Thickness	.127 μm[5 μin]
Wire Contact Termination Area Plating Material	Gold Flash
	30 μin



Contact Mating Area Plating Material	Gold
--------------------------------------	------

Contact Current Rating (Max)	1 A
------------------------------	-----

Termination Features

Termination Method to Wire & Cable	Insulation Displacement (IDC)
------------------------------------	-------------------------------

Mechanical Attachment

Mating Alignment Type	Polarization
-----------------------	--------------

Mating Retention	Without
------------------	---------

Connector Mounting Type	Cable Mount (Free-Hanging)
-------------------------	----------------------------

Housing Features

Centerline (Pitch)	2.54 mm [.1 in]
--------------------	-----------------

Dimensions

Row-to-Row Spacing	2.54 mm [.1 in]
--------------------	-----------------

Usage Conditions

Operating Temperature Range	-55 – 125 °C [-67 – 257 °F]
-----------------------------	-----------------------------

Operation/Application

Circuit Application	Signal
---------------------	--------

Product Compliance

[For compliance documentation, visit the product page on TE.com>](#)

EU RoHS Directive 2011/65/EU	Compliant
------------------------------	-----------

EU ELV Directive 2000/53/EC	Compliant
-----------------------------	-----------

China RoHS 2 Directive MIIT Order No 32, 2016	No Restricted Materials Above Threshold
---	---

EU REACH Regulation (EC) No. 1907/2006	Current ECHA Candidate List: JUNE 2024 (241) Candidate List Declared Against: JAN 2024 (240) Does not contain REACH SVHC
--	--

Halogen Content	Not Low Halogen - contains Br or Cl > 900 ppm.
-----------------	--

Solder Process Capability	Not applicable for solder process capability
---------------------------	--

Product Compliance Disclaimer

This information is provided based on reasonable inquiry of our suppliers and represents our current actual knowledge based on the information they provided. This information is subject to change. The part numbers that TE has identified as EU RoHS compliant have a maximum concentration of 0.1% by weight in homogenous materials for lead, hexavalent chromium, mercury, PBB, PBDE, DBP, BBP, DEHP, DIBP, and 0.01% for cadmium, or qualify for an exemption to these

limits as defined in the Annexes of Directive 2011/65/EU (RoHS2). Finished electrical and electronic equipment products will be CE marked as required by Directive 2011/65/EU. Components may not be CE marked. Additionally, the part numbers that TE has identified as EU ELV compliant have a maximum concentration of 0.1% by weight in homogenous materials for lead, hexavalent chromium, and mercury, and 0.01% for cadmium, or qualify for an exemption to these limits as defined in the Annexes of Directive 2000/53/EC (ELV). Regarding the REACH Regulation, the information TE provides on SVHC in articles for this part number is based on the latest European Chemicals Agency (ECHA) 'Guidance on requirements for substances in articles' posted at this URL: <https://echa.europa.eu/guidance-documents/guidance-on-reach>

Compatible Parts






TE Part # 2-1761679-5
IDC LOW PRO HDR 14P VERT BLUE



TE Part # 5104340-2
A/L LOW PRO HDR 14P RA HT

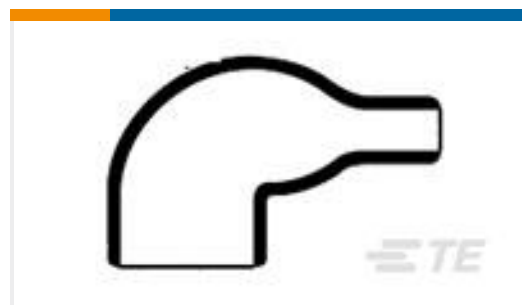


TE Part # 102320-3
A/L UNIV HDR EJT LATCH LG BLUE



TE Part # 1-111446-5
14 UNIV I/O, NO EARS, LEAD FREE

Customers Also Bought



TE Part #806703-000
222A152-25-0



TE Part #2-1761607-5
IDC LOW PRO HDR 14P RA LG LAT



TE Part #2-1658527-8
622-3441LF=FSKT IDC S 34 30AU



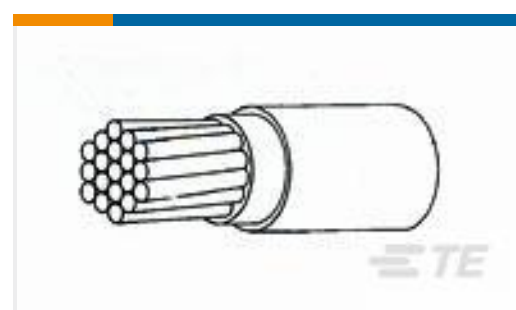
TE Part #1825603-1
BP1532004=Boot, Pushbutton



TE Part #5-1437567-4
MPG206RPC=(MSPG) SW P/B DPDT P



TE Part #02560389-000
LVDT HR 050 ASSY



TE Part #2857563006
44A0111-26-6



TE Part #5039276092
DR-25-1/4-0-100MM

Documents

Product Drawings

[622-1441LF=FSKT IDC S 14 30AU](#)

English

CAD Files

[3D PDF](#)

3D

Customer View Model

[ENG_CVM_CVM_2-1658527-2_C.2d_dxf.zip](#)

English

Customer View Model

[ENG_CVM_CVM_2-1658527-2_C.3d_igs.zip](#)

English

Customer View Model

[ENG_CVM_CVM_2-1658527-2_C.3d_stp.zip](#)

English

By downloading the CAD file I accept and agree to the [Terms and Conditions](#) of use.



Datasheets & Catalog Pages

Ribbon Cable Interconnect Solutions

English

Instruction Sheets

Instruction Sheet (U.S.)

English

Agency Approvals

UL Report

English