

IEC Appliance Outlet D, Snap-in Mounting, Front Side, Solder Terminal



Snap-in version



Approvals and Compliances

Description

- Panel Mount :
Snap-in version
- Connector , Pin temperature 70 °C , Protection class II
- Solder terminal

Weblinks

[pdf datasheet](#), [html-datasheet](#), [General Product Information](#), [Distributor-Stock-Check](#), [Accessories](#), [Detailed request for product](#)

Technical Data

Ratings IEC	2.5 A / 250 VAC; 50Hz	appliance inlet/-outlet	D acc. to 60320-2-2 UL 498, CSA C22.2 no. 42 (for cold conditions) pin-temperature 70 °C, 2.5A, Protection Class II
Ratings UL/CSA	2.5 A / 250 VAC; 60Hz		
Dielectric Strength	> 4 kVAC between L-N > 2 kVAC between L/N-PE (1 min/50Hz)		
Allowable Operation Temperature	-25 °C to 70 °C		
IP-Protection	from front side IP 20 acc. to IEC 60529		
Insulation cover	Suitable for appliances with protection class II acc. to IEC 61140		
Panel Thickness S	Snap-in version 1.4 mm		
Material: Housing	PA6, black, UL 94V-0		

Approvals and Compliances

Detailed information on product approvals, code requirements, usage instructions and detailed test conditions can be looked up in [Details about Approvals](#)

Approvals

The approval mark is used by the testing authorities to certify compliance with the safety requirements placed on electronic products.
 Approval Reference Type: 5083

Approval Logo	Certificates	Certification Body	Description
	VDE Approvals	VDE	VDE Certificate Number: 40011945
	CSA Approvals	CSA	CSA Certification Record: 27324

Product standards

Product standards that are referenced

Organization	Design	Standard	Description
	Designed according to	IEC 60320-1	Appliance couplers for household and similar general purposes
	Designed according to	60320-2-2	Appliance couplers for household and similar general purposes
	Designed according to	UL 498	Standard for Attachment Plugs and Receptacles
	Designed according to	CSA C22.2 no. 42	General Use Receptacles, Attachment Plugs, and Similar Wiring Devices





Application standards

Application standards where the product can be used

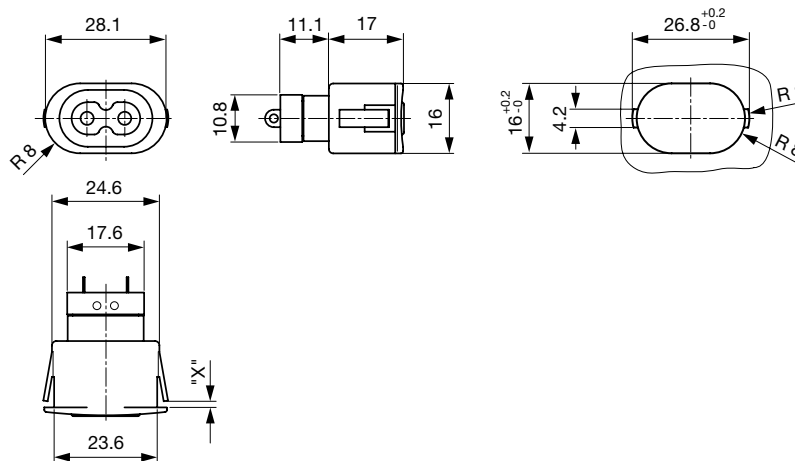
Organization	Design	Standard	Description
	Designed for applications acc.	IEC/UL 60950	IEC 60950-1 includes the basic requirements for the safety of information technology equipment.

Compliances

The product complies with following Guide Lines

Identification	Details	Initiator	Description
	CE declaration of conformity	SCHURTER AG	The CE marking declares that the product complies with the applicable requirements laid down in the harmonisation of Community legislation on its affixing in accordance with EU Regulation 765/2008.
	RoHS	SCHURTER AG	EU Directive RoHS 2011/65/EU
	China RoHS	SCHURTER AG	The law SJ / T 11363-2006 (China RoHS) has been in force since 1 March 2007. It is similar to the EU directive RoHS.
	REACH	SCHURTER AG	On 1 June 2007, Regulation (EC) No 1907/2006 on the Registration, Evaluation, Authorization and Restriction of Chemicals 1 (abbreviated as "REACH") entered into force.

Dimensions [mm]



Length of the terminal please find at the order code configuration table

Config. Code


5083 - H - A B C 0 - D - E G O

The characters are placeholders for the correspondingly keys of selections from the key tables.

5083 - **H** - A B C 0 - D - E G O = Type

Type	Configuration key
protection class II	X

5083 - H - **A** B C 0 - D - E G O = Terminals

Terminal L	Configuration key
solder terminal 	1

5083 - H - A **B** C 0 - D - E G O = Terminals

Terminal N	Configuration key
solder terminal	1

Symbols similar as in table A

5083 - H - A B **C** 0 - D - E G O = Terminals

Terminal Ground	Configuration key
without terminal	0

Symbols similar as in table A

5083 - H - A B C 0 - **D** - E G O = Color

Color	Configuration key
Black	A

Dimension "S"	Configuration key
14	

The dimension "S" is displayed in (¹/₁₀ mm). This information is also valid for the order code

5083 - H - A B C 0 - D - **E G O** = Style

Style	Configuration key
snap-in (s=panel thickness)	4

5083 - H - A B C 0 - D - E G **O** = Features

Features	Configuration key

5083 - H - A B C 0 - D - E **G O** = Dimension S

All Variants

Terminals L / N	Color	Style	Config. Code	Order Number
solder terminal	Black	snap-in (s=panel thickness)	5083-X-1100-A-414	6180.0003

The listed variants should be available from stock. Other versions on request www.schurter.com/contact

Most Popular.

Availability for all products can be searched real-time: <https://www.schurter.com/en/Stock-Check/Stock-Check-SCHURTER>

Packaging unit 100 Pcs