

IEC Appliance Inlet C14, Snap-in Mounting, Front Side, Solder or Quick-connect Terminal



6100-4



See below:

**Approvals and Compliances**

**Description**

- Panel mount :  
 Snap-in version from front side
- 1 Function :
- Appliance Inlet , Pin temperature 70 °C , Protection class I
- Solder terminals or quick connect terminals

**Other versions on request**

- Other panel thickness
- Types for enhanced glow wire test requirements acc. IEC 60695-2-12 and -13 for the use in unattended household equipment acc. IEC 60335-1

**References**

- Alternative: protection class II version [6102-5](#)
- Alternative: version with line filter [5110](#); [5120](#)

**Weblinks**

[pdf datasheet](#), [html-datasheet](#), [General Product Information](#), [Distributor-Stock-Check](#), [Accessories](#), [Detailed request for product](#)

**Technical Data**

Ratings IEC	10A / 250VAC; 50Hz	appliance inlet/-outlet	C14 acc. to IEC 60320-1, UL 60320-1, CSA C22.2 no. 60320-1 (for cold conditions) pin-temperature 70 °C, 10A, Protection Class I
Ratings UL/CSA	15A / 250VAC; 60Hz		
Dielectric Strength	> 2kVAC between L-N > 2kVAC between L/N-PE (1 min/50Hz)		
Allowable Operation Temperature	-25 °C to 70 °C		
IP-Protection	from front side IP 30 acc. to IEC 60529		
Insulation cover	Suitable for appliances with protection class I acc. to IEC 61140		
Terminal	Solder terminals or quick connect terminals		
Panel Thickness S	Snap-in: 1/1.2/1.5/2/2.5/3 mm		
Material: Housing	Thermoplastic, black, UL 94V-0		

**Approvals and Compliances**

Detailed information on product approvals, code requirements, usage instructions and detailed test conditions can be looked up in [Details about Approvals](#)

**Approvals**




The approval mark is used by the testing authorities to certify compliance with the safety requirements placed on electronic products.

Approval Reference Type: 6100

Approval Logo	Certificates	Certification Body	Description
	VDE Approvals	VDE	Certificate Number: 40015595
	UL Approvals	UL	UL File Number: E96454
	CQC Approvals	CQC	CCC Certificate Number:



**Product standards**

Product standards that are referenced

Organization	Design	Standard	Description
	Designed according to	IEC 60320-1	Appliance couplers for household and similar general purposes
	Designed according to	UL 60320-1	Standard for Attachment Plugs and Receptacles
	Designed according to	CSA C22.2 no. 60320-1	General Use Receptacles, Attachment Plugs, and Similar Wiring Devices






**Application standards**

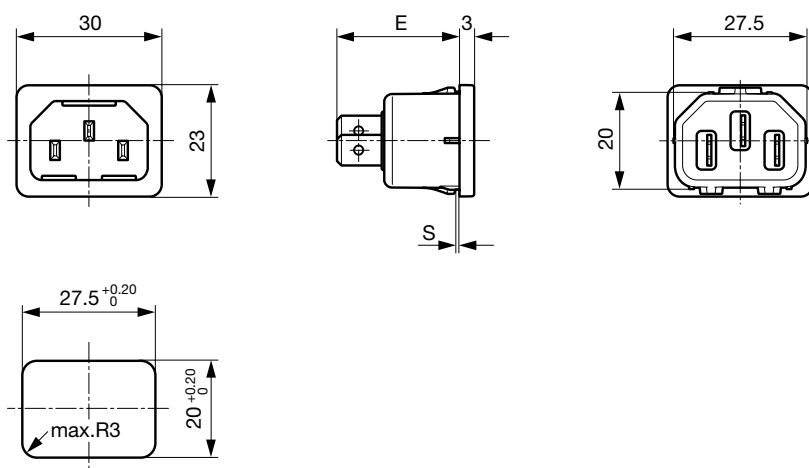
Application standards where the product can be used

Organization	Design	Standard	Description
	Designed for applications acc.	IEC/UL 60950	IEC 60950-1 includes the basic requirements for the safety of information technology equipment.
	Designed for applications acc.	IEC 60335-1	Safety of electrical appliances for household and similar purposes. Meets the requirements for appliances in unattended use. This includes the enhanced requirements of glow wire tests acc. to IEC 60695-2-12 and -13.

**Compliances**

The product complies with following Guide Lines

Identification	Details	Initiator	Description
	CE declaration of conformity	SCHURTER AG	The CE marking declares that the product complies with the applicable requirements laid down in the harmonisation of Community legislation on its affixing in accordance with EU Regulation 765/2008.
	RoHS	SCHURTER AG	EU Directive RoHS 2011/65/EU
	China RoHS	SCHURTER AG	The law SJ / T 11363-2006 (China RoHS) has been in force since 1 March 2007. It is similar to the EU directive RoHS.
	REACH	SCHURTER AG	On 1 June 2007, Regulation (EC) No 1907/2006 on the Registration, Evaluation, Authorization and Restriction of Chemicals 1 (abbreviated as "REACH") entered into force.
	White paperGlow wire test	SCHURTER AG	Meets the requirements of IEC 60335-1 for appliances in unattended use. This includes the enhanced requirements of glow wire tests acc. to IEC 60695-2-12 and -13.

**Dimensions [mm]**

E: Solder terminals 22.5 mm

E: Quick connect terminals 25.5 mm

S: 1.0, 1.2, 1.5, 2.0, 2.5, 3.0 mm

All Variants

Type	Protection Class	Panel mounting	Panel Thickness s [mm]	Terminal	Order Number
6100-4	I	Snap-in	1	Quick connect terminals 4.8 x 0.8 mm	6100.4210
6100-4	I	Snap-in	1.2	Quick connect terminals 4.8 x 0.8 mm	6100.4212
6100-4	I	Snap-in	1.5	Quick connect terminals 4.8 x 0.8 mm	6100.4215
6100-4	I	Snap-in	1.6	Quick connect terminals 4.8 x 0.8 mm	6100.4216
6100-4	I	Snap-in	2	Quick connect terminals 4.8 x 0.8 mm	6100.4220
6100-4	I	Snap-in	2.5	Quick connect terminals 4.8 x 0.8 mm	6100.4225
6100-4	I	Snap-in	3	Quick connect terminals 4.8 x 0.8 mm	6100.4230
6100-4	I	Snap-in	1	Quick connect terminals 6.3 x 0.8 mm	6100.4310
6100-4	I	Snap-in	1.2	Quick connect terminals 6.3 x 0.8 mm	6100.4312
6100-4	I	Snap-in	1.5	Quick connect terminals 6.3 x 0.8 mm	6100.4315
6100-4	I	Snap-in	2	Quick connect terminals 6.3 x 0.8 mm	6100.4320
6100-4	I	Snap-in	2.5	Quick connect terminals 6.3 x 0.8 mm	6100.4325
6100-4	I	Snap-in	3	Quick connect terminals 6.3 x 0.8 mm	6100.4330
6100-4	I	Snap-in	1	Solder terminals 3.8 x 0.8 mm	6100.4110
6100-4	I	Snap-in	1.2	Solder terminals 3.8 x 0.8 mm	6100.4112
6100-4	I	Snap-in	1.5	Solder terminals 3.8 x 0.8 mm	6100.4115
6100-4	I	Snap-in	2	Solder terminals 3.8 x 0.8 mm	6100.4120
6100-4	I	Snap-in	2.5	Solder terminals 3.8 x 0.8 mm	6100.4125
6100-4	I	Snap-in	3	Solder terminals 3.8 x 0.8 mm	6100.4130

Most Popular.

Availability for all products can be searched real-time: <https://www.schurter.com/en/Stock-Check/Stock-Check-SCHURTER>

Articles for enhanced glow wire test requirements acc. IEC 60695-2-12 and -13 can be ordered with ending ".15" (xxxx.xxxx.15). They are suitable for the use in unattended household equipment acc. IEC 60335-1.

Packaging unit 50 Pcs

Accessories

Description



Wire Harness  
 Wire harness for SCHURTER products



Assorted Covers  
 Rear Cover

0859.0048

4311.9401

4311.9402



Cord retaining kits  
 Cord retaining strain relief

Countersunk, C

4700.0003

## Mating Outlets/Connectors

## Category / Description



## Appliance Outlet Overview complete

IEC Appliance Outlet F, Screw-on Mounting, Front Side, Solder Terminal	4787
IEC Appliance Outlet F, Snap-in Mounting, Front Side, Solder or Quick-connect Terminal	4788
IEC Appliance Outlet F or H, Screw-on Mounting, Front Side, Solder, PCB or Quick-connect Terminal	5091

[Appliance Outlet further types to 6100-4](#)



## Connector Overview complete

4782 Mounting: Power Cord, 3 x 1 mm <sup>2</sup> / 3 x 18 AWG, Cable, Connector: IEC C13	4782
4785 Mounting: Power Cord, 3 x 1 mm <sup>2</sup> / 3 x 18 AWG, Cable, Connector: IEC C13	4785
4300-06 Mounting: Power Cord, 3 x 1 mm <sup>2</sup> / 3 x 18 AWG, Cable, Connector: IEC C13	4300-06
IEC Connector C15 for hot conditions 120°C, Rewireable, Straight	4781
IEC Connector C15 for hot conditions 120°C, Rewireable, Angled	4784

[Connector further types to 6100-4](#)

...