



Einsatzbereich: - 723 htec  
- 740 htec

TE Teile Nr.: 60-0279-011-000  
IC Ref. Nr.: 60.279.11  
SEW-Nr.: 19053959

## Elektrische Werte

Bemessungsstrom max. 7 A\*  
Durchgangswiderstand < 5 mOhm

## Werkstoff

Kontakt Messing, vergoldet

## Anschluss

Anschlussart/-bereich Crimp/ 0,14 - 1,0 mm<sup>2</sup>  
max. Litzenaußendurchmesser  $\varnothing 2,1$  mm  
Abisolierlänge 4 mm  
Crimpeinstellungen sind individuell zu wählen

## Mechanische Werte

Steckzyklen 500

## Werkzeuge (nicht im Lieferumfang enthalten)

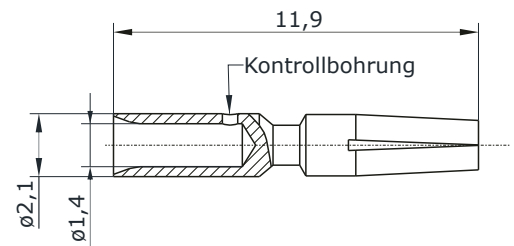

digitale Crimpzanger TE Teile Nr.: C0-0324-000-000  
IC Ref. Nr.: C0.324.00

Crimpen -kraftunterstützt

Crimpmaschine TE Teile Nr.: WA-1672-000-000  
IC Ref. Nr.: WA10672

digitaler Crimpeinsatz, klein TE Teile Nr.: C0-0372-000-000  
IC Ref. Nr.: C0.372.00

Locator für TE Teile Nr.: C0-0372-000-000 TE Teile Nr.: C0-0265-000-000  
IC Ref. Nr.: C0.372.00 IC Ref. Nr.: C0.265.00



**Hauptabmessungen**  
Kontaktbuchse





# Contact Socket 1 mm

for: - 723 htec  
- 740 htec

**TE part number: 60-0279-011-000**  
**IC reference number: 60.279.11**  
**SEW code: 19053959**

## Electrical Data

rated current max. 7 A\*  
contact resistance < 5 mOhm

## Material

contact brass, gold plated

## Termination

cross-section crimp/ 0.14 - 1.0 mm<sup>2</sup>  
max. outer wire diameter  $\varnothing$ 2.1 mm  
stripping length 4 mm  
crimp settings select individually

## Mechanical Data

mating cycles 500

## Tools (not part of product contents)

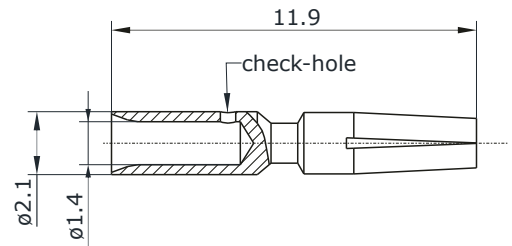

digital crimping tool TE part no.: C0-0324-000-000  
IC ref. no.: C0.324.00

power crimping

crimping machine TE part no.: WA-1672-000-000  
IC ref. no.: Wa10672

digital crimp insert, small TE part no.: C0-0372-000-000  
IC ref. no.: C0.372.00

locator for TE part no.: C0-0372-000-000 TE part no.: C0-0265-000-000  
IC ref. no.: C0.372.00 IC ref. no.: C0.265.00



**Main Dimensions**  
contact socket

Y6-D784-000-00EN issued: 02.10.2012/FS; modified: 15.05.2020/VK

© 2020 TE Connectivity

TE Connectivity, TE connectivity (logo), intercontec (logo) and speedtec are trademarks.

While TE Connectivity (TE) has made every reasonable effort to ensure the accuracy of the information in this presentation, TE does not guarantee that it is error-free, nor does TE make any other representation, warranty or guarantee that the information is accurate, correct, reliable or current. TE reserves the right to make any adjustments to the information contained herein at any time without notice. TE expressly disclaims all implied warranties regarding the information contained herein, including, but not limited to, any implied warranties of merchantability or fitness for a particular purpose. The dimensions in this article are for reference purposes only and are subject to change without notice. Specifications are subject to change without notice. Consult TE for the latest dimensions and design specifications.

TE Connectivity Industrial GmbH  
Bernrieder Straße 15  
94559 Niederwinkling, Germany  
+49 9962 2002 - 0  
[intercontec@te.com](mailto:intercontec@te.com)  
[www.intercontec.biz](http://www.intercontec.biz)



\* for max. wire cross-section