




Connectors > PCB Connectors > Card Edge Connectors > Standard Edge Connectors



Connector System: **Board-to-Board**

Number of Positions: **12**

Centerline (Pitch): **3.81 mm [ .15 in ]**

Number of Dual Positions: **12**

Number of Rows: **2**

## Features

### Product Type Features

Connector System	Board-to-Board
Connector & Housing Type	Receptacle
Connector & Contact Terminates To	Printed Circuit Board

### Configuration Features

Number of Positions	12
Number of Dual Positions	12
Number of Rows	2
Connector Contact Load Condition	Fully Loaded
PCB Mount Orientation	Vertical

### Electrical Characteristics

Operating Voltage	400 VAC
-------------------	---------

### Body Features

Primary Product Color	Black
-----------------------	-------

### Contact Features

Contact Retention Within Housing	Without
	100 $\mu$ in
Contact Type	Socket
Contact Mating Area Plating Material Thickness	.76 $\mu$ m
Contact Mating Area Plating Material	Gold
Contact Underplating Material	Nickel

Contact Base Material	Phosphor Bronze
-----------------------	-----------------

Contact Current Rating (Max)	3 A
------------------------------	-----

### Termination Features

Termination Post & Tail Length	3.43 mm[.135 in]
--------------------------------	------------------

Termination Method to Printed Circuit Board	Through Hole - Solder
---	-----------------------

### Mechanical Attachment

Mating Retention	Without
------------------	---------

Mating Alignment	Without
------------------	---------

PCB Mount Alignment	Without
---------------------	---------

PCB Mount Retention	With
---------------------	------

### Housing Features

Centerline (Pitch)	3.81 mm[.15 in]
--------------------	-----------------

Housing Material	Glass Filled Polyester
------------------	------------------------

### Dimensions

Card Slot Depth	9.27 mm[.36 in]
-----------------	-----------------

Connector Height	15.24 mm[.6 in]
------------------	-----------------

### Usage Conditions

Operating Temperature Range	-55 – 85 °C
-----------------------------	-------------

### Operation/Application

Circuit Application	Signal
---------------------	--------

### Industry Standards

UL Flammability Rating	UL 94V-0
------------------------	----------

### Packaging Features

Packaging Quantity	156
--------------------	-----

Packaging Method	Package
------------------	---------

### Product Compliance

[For compliance documentation, visit the product page on TE.com>](#)

EU RoHS Directive 2011/65/EU	Not Yet Reviewed
------------------------------	------------------

EU ELV Directive 2000/53/EC	Compliant with Exemptions
-----------------------------	---------------------------

China RoHS 2 Directive MIIT Order No 32, 2016	No Restricted Materials Above Threshold
---	---

EU REACH Regulation (EC) No. 1907/2006

Current ECHA Candidate List: JUNE 2023  
(235)

Candidate List Declared Against: DEC 2010  
(44)

SVHC > Threshold:  
Not Yet Reviewed

Halogen Content

Low Halogen - Br, Cl, F, I < 900 ppm per  
homogenous material. Also BFR/CFR/PVC  
Free

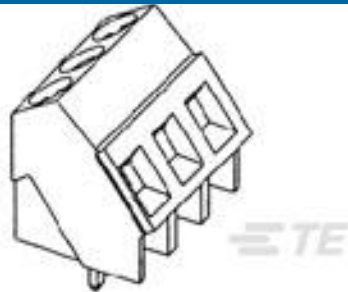
Solder Process Capability

Wave solder capable to 240°C

Product Compliance Disclaimer

This information is provided based on reasonable inquiry of our suppliers and represents our current actual knowledge based on the information they provided. This information is subject to change. The part numbers that TE has identified as EU RoHS compliant have a maximum concentration of 0.1% by weight in homogenous materials for lead, hexavalent chromium, mercury, PBB, PBDE, DBP, BBP, DEHP, DIBP, and 0.01% for cadmium, or qualify for an exemption to these limits as defined in the Annexes of Directive 2011/65/EU (RoHS2). Finished electrical and electronic equipment products will be CE marked as required by Directive 2011/65/EU. Components may not be CE marked. Additionally, the part numbers that TE has identified as EU ELV compliant have a maximum concentration of 0.1% by weight in homogenous materials for lead, hexavalent chromium, and mercury, and 0.01% for cadmium, or qualify for an exemption to these limits as defined in the Annexes of Directive 2000/53/EC (ELV). Regarding the REACH Regulation, the information TE provides on SVHC in articles for this part number is based on the latest European Chemicals Agency (ECHA) 'Guidance on requirements for substances in articles' posted at this URL: <https://echa.europa.eu/guidance-documents/guidance-on-reach>

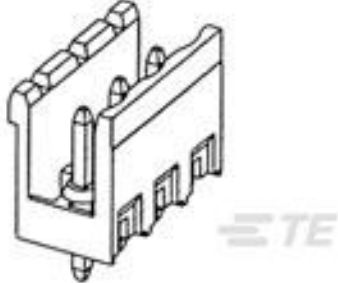
## Customers Also Bought




TE Part #796689-5  
TERMI-BLOK PCB MOUNT 5P.



TE Part #7-2176414-4  
7W STD M/OX 5% 22K



TE Part #282824-4  
TERMI-BLOK HEADER, ASSY90 4P.5




TE Part #1SNA230002R0000  
RC55 1->10 (X10) HORIZONTAL



TE Part #1SNA230003R0100  
RC55 11->20 (X10) HORIZONTAL



TE Part #1-1355181-6  
DUOPLUG2,5GEH 6P 8X



TE Part #3-284932-6  
DUOPLUG MKI STD, 6 POS, KEYED 4



TE Part #4-1534796-6  
AMP DUOPLUG MARK II  
CONNECTOR 3-20POS

## Documents

[CAD Files](#)

[3D PDF](#)

[3D](#)



Customer View Model

[ENG\\_CVM\\_CVM\\_6-650728-2\\_L.2d\\_dxf.zip](#)

English

Customer View Model

[ENG\\_CVM\\_CVM\\_6-650728-2\\_L.3d\\_igs.zip](#)

English

Customer View Model

[ENG\\_CVM\\_CVM\\_6-650728-2\\_L.3d\\_stp.zip](#)

English

By downloading the CAD file I accept and agree to the [Terms and Conditions](#) of use.