

6-6450830-1 ✓ ACTIVE

MULTI-BEAM

TE Internal #: 6-6450830-1

Rectangular Power Connectors, Connector Assembly, Plug, Board-to-Board, 32 Position, 2.54 mm / 2.92 mm [.1 in / .115 in] Centerline

[View on TE.com >](#)



Connectors > Power Connectors > Rectangular Power > Rectangular Power Connectors



Rectangular Power Connector Type: **Connector Assembly**

Connector & Housing Type: **Plug**

Connector System: **Board-to-Board**

Number of Positions: **32**

Centerline (Pitch): **2.54 mm, 2.92 mm [.1 in, .115 in]**

Features

Product Type Features

Assembly Requirement	Factory Assembled
Rectangular Power Connector Type	Connector Assembly
Connector & Housing Type	Plug
Connector System	Board-to-Board
Connector & Contact Terminates To	Printed Circuit Board

Configuration Features

Mating & Unmating Configuration	Normal
Number of Positions	32
PCB Mount Orientation	Right Angle
Number of Power Positions	8
Number of Signal Positions	24
Number of Rows	4

Electrical Characteristics

Operating Voltage	60 VDC
-------------------	--------

Body Features

Wire Color (Base)	Black
-------------------	-------

Contact Features

Power Contact Base Material	Tin
-----------------------------	-----



Contact Underplating Material Thickness	3.43 μ m
Contact Mating Area Plating Material	Noble Metal
Contact Current Rating (Max)	50 A
Contact Retention Within Housing	Without
Contact Type	Blade, Pin
PCB Contact Termination Area Plating Material	Tin
Contact Mating Area Plating Material Thickness	.076 μ m[3 μ in]

Termination Features

Termination Post & Tail Length	3.43 mm[.135 in]
Termination Method to Printed Circuit Board	Through Hole - Solder

Mechanical Attachment

PCB Mount Retention	With
PCB Mount Retention Type	Boardlock
Mating Retention Type	Boardlock
Connector Mounting Type	Board Mount

Housing Features

Centerline (Pitch)	2.54 mm, 2.92 mm[.1 in][.115 in]
Housing Color	Black
Housing Material	High Temperature Thermoplastic

Dimensions

Row-to-Row Spacing	2.54 mm[.1 in]
--------------------	----------------

Usage Conditions

Operating Temperature Range	-40 – 125 °C[-40 – 257 °F]
-----------------------------	----------------------------

Operation/Application

Circuit Application	Power & Signal
---------------------	----------------

Industry Standards

UL Flammability Rating	UL 94V-0
Glow Wire Rating	High Temperature Part - Not Glow Wire

Product Compliance

For compliance documentation, visit the product page on TE.com>

EU RoHS Directive 2011/65/EU	Compliant
------------------------------	-----------



EU ELV Directive 2000/53/EC	Compliant
China RoHS 2 Directive MIIT Order No 32, 2016	No Restricted Materials Above Threshold
EU REACH Regulation (EC) No. 1907/2006	Current ECHA Candidate List: JUNE 2024 (241) Candidate List Declared Against: JAN 2024 (240) Does not contain REACH SVHC
Halogen Content	Not Low Halogen - contains Br or Cl > 900 ppm.
Solder Process Capability	Wave solder capable to 265°C



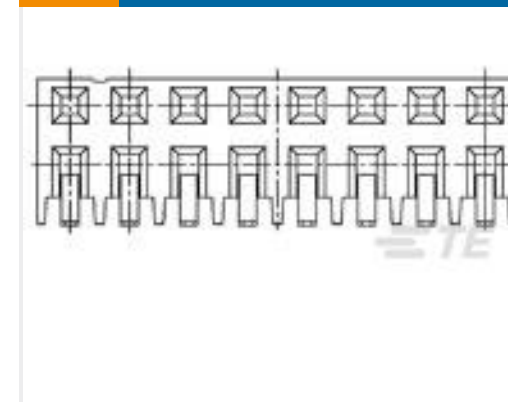

Product Compliance Disclaimer

This information is provided based on reasonable inquiry of our suppliers and represents our current actual knowledge based on the information they provided. This information is subject to change. The part numbers that TE has identified as EU RoHS compliant have a maximum concentration of 0.1% by weight in homogenous materials for lead, hexavalent chromium, mercury, PBB, PBDE, DBP, BBP, DEHP, DIBP, and 0.01% for cadmium, or qualify for an exemption to these limits as defined in the Annexes of Directive 2011/65/EU (RoHS2). Finished electrical and electronic equipment products will be CE marked as required by Directive 2011/65/EU. Components may not be CE marked. Additionally, the part numbers that TE has identified as EU ELV compliant have a maximum concentration of 0.1% by weight in homogenous materials for lead, hexavalent chromium, and mercury, and 0.01% for cadmium, or qualify for an exemption to these limits as defined in the Annexes of Directive 2000/53/EC (ELV). Regarding the REACH Regulation, the information TE provides on SVHC in articles for this part number is based on the latest European Chemicals Agency (ECHA) 'Guidance on requirements for substances in articles' posted at this URL: <https://echa.europa.eu/guidance-documents/guidance-on-reach>

Compatible Parts

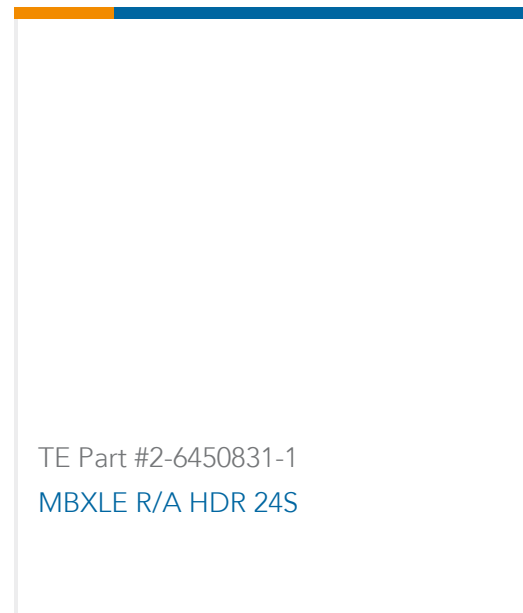
 <p>TE Part # 5-6450860-0 MBXLE VERT RCPT 3HDP+1LP+24S+1LP+3HDP</p>	 <p>TE Part # 3-6450880-4 MBXL R/A RCPT 3HDP+1LP+24S+1LP+3HDP</p>
--	--

Customers Also Bought

 <p>TE Part #1926736-3 MiniPAK HDL, 25s10p, RA Plug,</p>	 <p>TE Part #2327671-1 RECEPT ASSY, RA, 84 POS, SLIVER 2.0</p>	 <p>TE Part #1734606-6 AMPMODU, 2mm Pitch, 6P, R/A SMT, 8Au"</p>	 <p>TE Part #3-6450830-3 MBXL R/A HDR 4ACP + 12S + 3P</p>
---	---	---	--



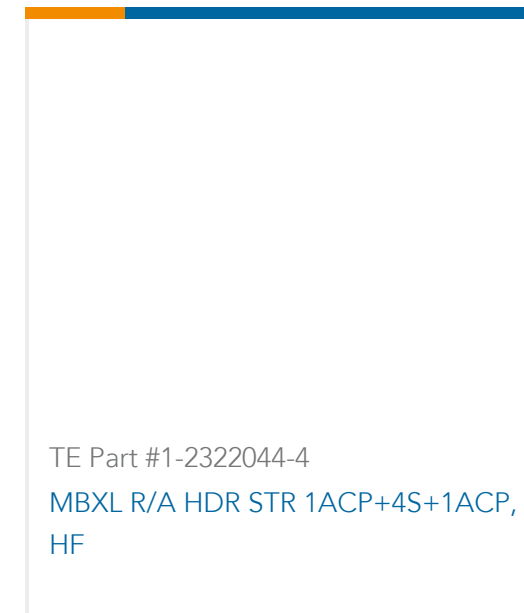
TE Part #6368062-1
2X4 OFFSET STK MJ,SHLD,W/LED



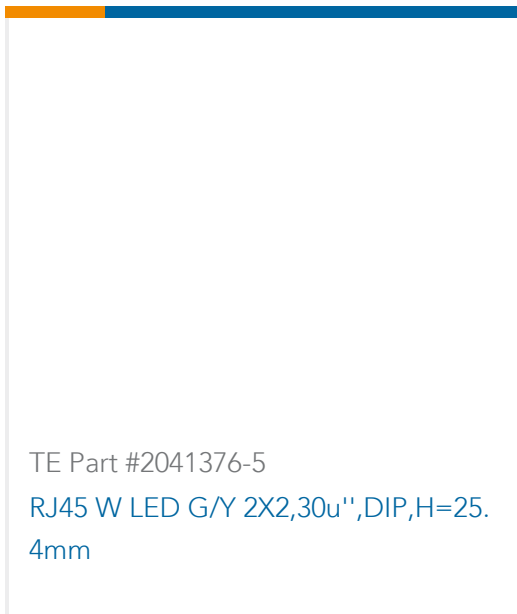
TE Part #2-6450831-1
MBXLE R/A HDR 24S



TE Part #1-2180850-5
IMP,PWR,3PR,HDR,L-HLD,2X,797-3,797-8



TE Part #1-2322044-4
MBXL R/A HDR STR 1ACP+4S+1ACP, HF



TE Part #2041376-5
RJ45 W LED G/Y 2X2,30u",DIP,H=25.4mm

Documents

Product Drawings

[MBXL R/A HDR 3HDP+1LP+24S+1LP+3HDP](#)

English

CAD Files

[3D PDF](#)

3D

Customer View Model

[ENG_CVM_CVM_6-6450830-1_L8.2d_dxf.zip](#)

English

Customer View Model

[ENG_CVM_CVM_6-6450830-1_L8.3d_igs.zip](#)

English

Customer View Model

[ENG_CVM_CVM_6-6450830-1_L8.3d_stp.zip](#)

English

By downloading the CAD file I accept and agree to the [Terms and Conditions](#) of use.

Product Specifications

[Application Specification](#)

English

[Application Specification](#)

English

Agency Approvals

[UL Report](#)

English

6-6450830-1

Rectangular Power Connectors, Connector Assembly, Plug, Board-to-Board, 32
Position, 2.54 mm / 2.92 mm [.1 in / .115 in] Centerline

