

6-292161-2 ✓ ACTIVE

AMP CT


TE Internal #: 6-292161-2

PCB Mount Header, Vertical, Wire-to-Board, 2 Position, 2 mm [.079 in] Centerline, Partially Shrouded, Tin, Through Hole - Solder, AMP CT

[View on TE.com >](#)



Connectors > PCB Connectors > PCB Headers & Receptacles > CT 2mm Post Header Assembly with Kink - Vertical



Connector System: **Wire-to-Board**

Number of Positions: **2**

Number of Rows: **1**

Centerline (Pitch): **2 mm [.079 in]**

PCB Mount Orientation: **Vertical**

[All CT 2mm Post Header Assembly with Kink - Vertical \(47\)](#)

Features

Product Type Features

Connector System	Wire-to-Board
Header Type	Partially Shrouded
Sealable	No
Connector & Contact Terminates To	Printed Circuit Board
PCB Connector Assembly Type	PCB Mount Header

Configuration Features

Number of Positions	2
Number of Rows	1
PCB Mount Orientation	Vertical

Electrical Characteristics

Operating Voltage	125 VAC
-------------------	---------

Body Features

Primary Product Color	Black
-----------------------	-------

Contact Features

Contact Mating Area Length	4.5 mm[.177 in]
PCB Contact Termination Area Plating Material Thickness	1 – 2 μ m[39.37 – 78.73 μ in]



Contact Layout	Inline
Mating Pin Diameter	.6 mm[.024 in]
Contact Mating Area Plating Material Thickness	1 – 2 μ m[39.37 – 78.73 μ m]
Contact Shape & Form	Round
Contact Mating Area Plating Material Finish	Matte
PCB Contact Termination Area Plating Material	Tin
Contact Base Material	Brass
Contact Mating Area Plating Material	Tin
Contact Type	Pin
Contact Current Rating (Max)	4 A

Termination Features

Round Termination Post & Tail Diameter	.6 mm[.024 in]
Termination Post & Tail Length	3.2 mm[.126 in]
Termination Method to Printed Circuit Board	Through Hole - Solder

Mechanical Attachment

Mating Alignment Type	Polarization
Mating Retention	Without
Panel Mount Feature	With
PCB Mount Retention Type	Kinked Legs
Connector Mounting Type	Board Mount
Mating Alignment	With
PCB Mount Alignment	Without
PCB Mount Retention	With

Housing Features

Housing Material	Nylon 66
Centerline (Pitch)	2 mm[.079 in]

Dimensions

Connector Length	5.8 mm[.228 in]
Connector Height	6.8 mm[.267 in]
Connector Width	3.6 mm[.141 in]
PCB Thickness (Recommended)	.8 mm[.031 – .063 in]

Usage Conditions



Operating Temperature Range	-40 – 221 °C[-40 – 105 °F]
-----------------------------	----------------------------

Operation/Application

Assembly Process Feature	Pick and Place Cover
Circuit Application	Power & Signal

Industry Standards

Compatible With Agency/Standards Products	CSA, UL
Compatible With Approved Standards Products	CSA LR7189, UL E28476
UL Flammability Rating	UL 94V-0

Packaging Features

Packaging Quantity	1000
Packaging Method	Bag, Box

Product Compliance

[For compliance documentation, visit the product page on TE.com>](#)

EU RoHS Directive 2011/65/EU	Compliant
EU ELV Directive 2000/53/EC	Compliant
China RoHS 2 Directive MIIT Order No 32, 2016	No Restricted Materials Above Threshold
EU REACH Regulation (EC) No. 1907/2006	Current ECHA Candidate List: JUNE 2024 (241) Candidate List Declared Against: JUNE 2024 (241) Does not contain REACH SVHC
Halogen Content	Low Halogen - Br, Cl, F, I < 900 ppm per homogenous material. Also BFR/CFR/PVC Free
Solder Process Capability	Wave solder capable to 240°C

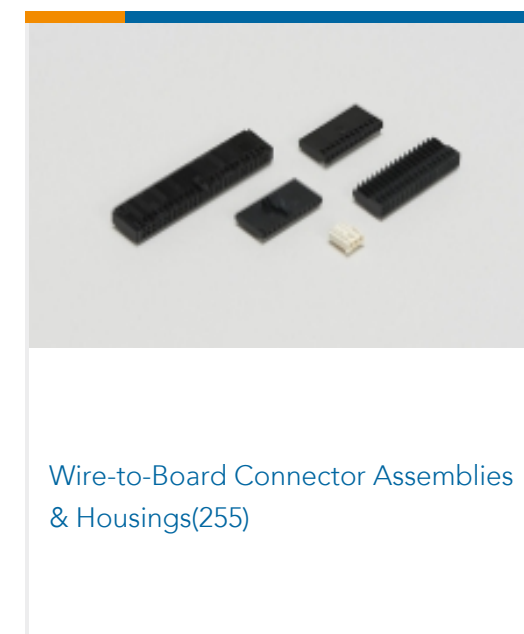

Product Compliance Disclaimer

This information is provided based on reasonable inquiry of our suppliers and represents our current actual knowledge based on the information they provided. This information is subject to change. The part numbers that TE has identified as EU RoHS compliant have a maximum concentration of 0.1% by weight in homogenous materials for lead, hexavalent chromium, mercury, PBB, PBDE, DBP, BBP, DEHP, DIBP, and 0.01% for cadmium, or qualify for an exemption to these limits as defined in the Annexes of Directive 2011/65/EU (RoHS2). Finished electrical and electronic equipment products will be CE marked as required by Directive 2011/65/EU. Components may not be CE marked. Additionally, the part numbers that TE has identified as EU ELV compliant have a maximum concentration of 0.1% by weight in homogenous materials for lead, hexavalent chromium, and mercury, and 0.01% for cadmium, or qualify for an exemption to these limits as defined in the Annexes of Directive 2000/53/EC (ELV). Regarding the REACH Regulation, the information TE provides on SVHC in articles for this part number is based on the latest European Chemicals Agency (ECHA) 'Guidance on requirements for substances in articles' posted at this URL: <https://echa.europa.eu/guidance-documents/guidance-on-reach>

Compatible Parts



Also in the Series | AMP CT



Customers Also Bought



Documents

Product Drawings

[CT P/HDR ASSY V 2P W/KINK BLAC](#)

English

CAD Files



Customer View Model

[ENG_CVM_CVM_6-292161-2_A.2d_dxf.zip](#)

English

[3D PDF](#)

3D

Customer View Model

[ENG_CVM_CVM_6-292161-2_A.3d_igs.zip](#)

English

Customer View Model

[ENG_CVM_CVM_6-292161-2_A.3d_stp.zip](#)

English

By downloading the CAD file I accept and agree to the [Terms and Conditions](#) of use.

Product Specifications

[Workmanship Specification](#)

English