

RCBO, 10 kA, 1P+N, type A, short-time-delayed G, super-resistant K, 30 mA, C-Char, In: 16 A, Un AC: 230 V



Model	
Product brand name	SENTRON
Product designation	RCBO
Design of the product	Short-time delayed G, super resistant K
General technical data	
Number of poles	2
Number of poles / Note	1P+N
Number of poles / with protection	1
Tripping characteristic class	C
circuit-breaker / Design	5SU1
Mechanical service life (switching cycles) / typical	10 000
Overvoltage category	III
Degree of pollution	2
Voltage	
Surge current resistance / at (8/20) μ s	3 kA
Supply voltage	
Type of voltage	AC
Operating current / at AC / rated value	16 A

Supply voltage	
<ul style="list-style-type: none"> • at AC / rated value • for testing equipment / minimum 	230/240 V 195 V
Operating frequency	50/60 Hz
Supply voltage frequency / rated value	50 Hz

Protection class	
Protection class IP	IP20, if the distribution board is installed, with connected conductors

Switching capacity	
Breaking capacity short-circuit current (I _{cn}) / according to EN 61009-1 / rated value	10 kA
Switching capacity current	
<ul style="list-style-type: none"> • acc. to EN 60898 / rated value • acc. to IEC 60947-2 / rated value 	10 kA 20 kA
Rated residual switching capacity (I _{Δm}) / according to IEC 61009-1	10 kA
Energy limiting class	3

Dissipation	
Power loss [W]	
<ul style="list-style-type: none"> • for rated value of the current / at AC / in hot operating state / per pole • maximum 	2.8 W 5.6 W

Current	
Tripping residual current / rated value	30 mA
Tripping residual / rated value / derated current	
<ul style="list-style-type: none"> • at 30 Cel • at 40 Cel • at 45 Cel • at 50 Cel • at 55 Cel • at 60 Cel • at 65 Cel • at 70 Cel 	16 A 15.2 A 14.88 A 14.4 A 13.92 A 13.6 A 12.96 A 12.32 A
Type of fault current	A




Product details	
Product function / neutral conductor switching	Yes
Product feature / Touch protection	Yes
Product feature	
<ul style="list-style-type: none"> • halogen-free • silicon-free 	Yes Yes

Connections	
Connectable conductor cross-section / solid	
<ul style="list-style-type: none"> • minimum • maximum 	0.75 mm ² 35 mm ²
Connectable conductor cross-section / stranded	
<ul style="list-style-type: none"> • minimum • maximum 	0.75 mm ² 35 mm ²
Connectable conductor cross-section / finely stranded / with core end processing	
<ul style="list-style-type: none"> • minimum • maximum 	0.75 mm ² 25 mm ²
Tightening torque / with screw-type terminals	
<ul style="list-style-type: none"> • minimum • maximum 	2.5 N·m 3 N·m
Position / of power supply cord	Either top or bottom

Mechanical Design	
Height	90 mm
Width	36 mm
Depth	77 mm
Installation depth	70 mm
Number of width units	2
Mounting position	any
Net weight	283 g

Environmental conditions	
Influence of the surrounding temperature	Max. 95% humidity
Ambient temperature	
<ul style="list-style-type: none"> • minimum • maximum 	-25 °C 55 °C
Ambient temperature / during storage	
<ul style="list-style-type: none"> • minimum • maximum 	-40 °C 75 °C
Number of test cycles / for environmental testing / acc. to IEC 60068-2-30	28

Certificates	
Reference code	
<ul style="list-style-type: none"> • acc. to DIN EN 61346-2 • acc. to DIN EN 81346-2 	F F

General Product Approval	Declaration of Conformity	Test Certificates	other
 VDE	 RCM	 EG-Konf.	Miscellaneous Special Test Certificate Miscellaneous

Railway

[Vibration and Shock](#)

Further information

Information- and Downloadcenter (Catalogs, Brochures,...)

<http://www.siemens.com/lowvoltage/catalogs>

Industry Mall (Online ordering system)

<https://mall.industry.siemens.com/mall/en/en/Catalog/product?mlfb=5SU1354-7LB16>

Service&Support (Manuals, Certificates, Characteristics, FAQs,...)

<https://support.industry.siemens.com/cs/ww/en/ps/5SU1354-7LB16>

Image database (product images, 2D dimension drawings, 3D models, device circuit diagrams, ...)

http://www.automation.siemens.com/bilddb/cax_en.aspx?mlfb=5SU1354-7LB16

CAX-Online-Generator

<http://www.siemens.com/cax>

Tender specifications

<http://www.siemens.com/specifications>

