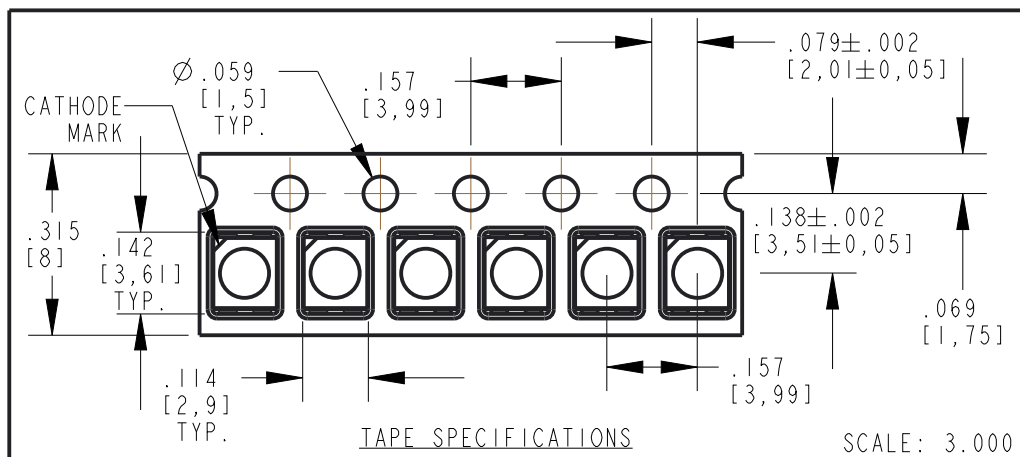


DIALIGHT PART NUMBER	PACKAGING	LED COLOR
597-3029-202F	SAMPLE STRIP	RED
597-3029-207F	7" REEL	
597-3209-202F	SAMPLE STRIP	ORANGE
597-3209-207F	7" REEL	
597-3329-202F	SAMPLE STRIP	InGaN GREEN
597-3329-207F	7" REEL	
597-3409-202F	SAMPLE STRIP	YELLOW
597-3409-207F	7" REEL	
597-3609-202F	SAMPLE STRIP	BLUE
597-3609-207F	7" REEL	
597-3909-202F	SAMPLE STRIP	WHITE
597-3909-207F	7" REEL	

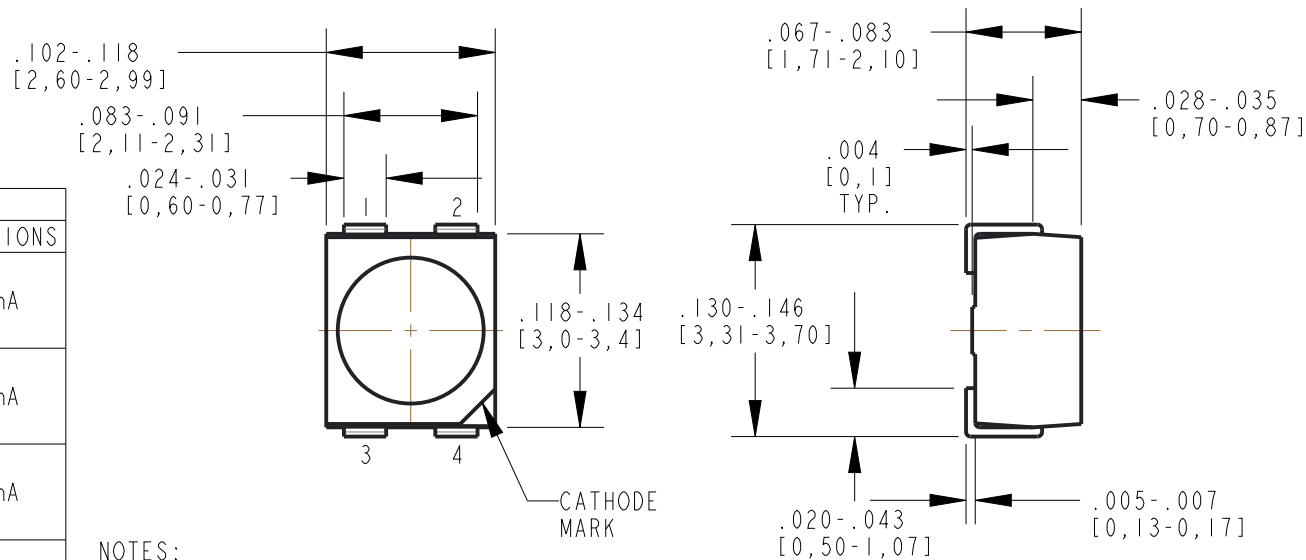
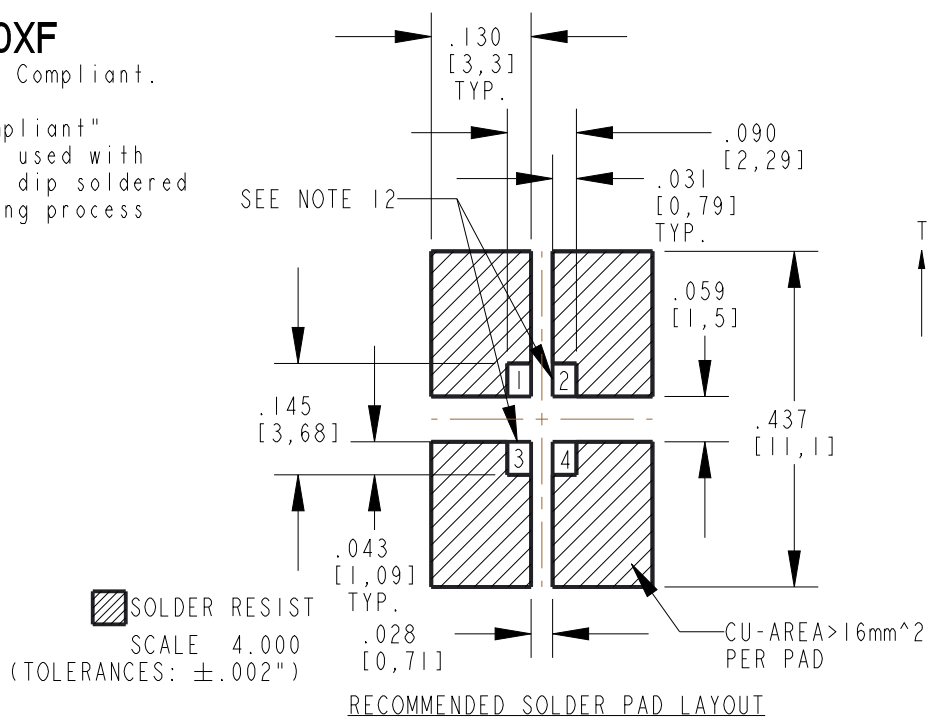
RoHS COMPLIANT 597-3XX9-20XF

Part Numbers with the "F" suffix ending are RoHS Compliant. For example: 597-3029-202F
 Reel and bag packaging are marked with "RoHS Compliant" label or equivalent markings. These parts can be used with RoHS reflow profile. Parts can be wave soldered, dip soldered or hand soldered using typical lead-free soldering process with max 260°C temp. for 5 sec.



OPERATING CHARACTERISTICS AT 25°C AMBIENT						
LED CHARACTERISTICS	COLOR	MIN.	TYP.	MAX.	UNITS	TEST CONDITIONS
LUMINOUS INTENSITY	RED	1120	1800	2800	mcd	I _F = 50 mA
	ORANGE	1400	2240	4500		
	YELLOW	1120	1800	2240		
	InGaN GREEN	1120	1800	2240		
	BLUE	280	450	710		
	WHITE	1120	1600	2240		
PEAK WAVELENGTH	RED		634		nm	I _F = 50 mA
	ORANGE		610			
	YELLOW		597			
	InGaN GREEN		520			
	BLUE		464			
	WHITE		SEE NOTE 10			
DOMINANT WAVELENGTH	RED	620	625	630	nm	I _F = 50 mA
	ORANGE	600	606	609		
	YELLOW	586	589	595		
	InGaN GREEN	516	525	540		
	BLUE	463	469	475		
	WHITE		SEE NOTE 10			
FORWARD VOLTAGE	RED	1.90	2.15	2.50	V	I _F = 50 mA
	ORANGE	1.90	2.15	2.50		
	YELLOW	2.05	2.15	2.65		
	InGaN GREEN	2.90	3.40	3.80		
	BLUE	2.90	3.40	3.80		
	WHITE	2.90	3.30	3.80		
VIEWING ANGLE	ALL		120		DEGREES	

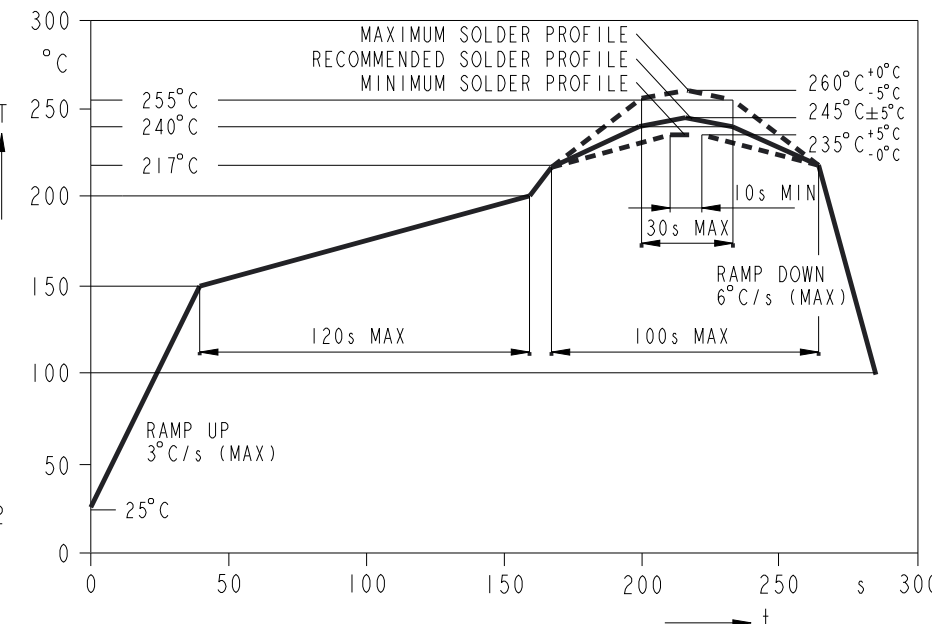
ABSOLUTE MAXIMUM RATINGS AT 25°C AMBIENT	LED COLOR						UNITS
	RED	ORANGE	YELLOW	InGaN GREEN	BLUE	WHITE	
CONTINUOUS FORWARD CURRENT	70	70	70	50	50	50	mA
PEAK FORWARD CURRENT (t<10μs, D=0.1 FOR RED, ORANGE, YELLOW; D=0.005 FOR InGaN GREEN, BLUE)	100	100	100	400	300	300	mA
LINEAR DERATING FROM 70°C FOR RED, ORANGE, YELLOW; 60°C FOR InGaN GREEN, BLUE, WHITE	1.16	1.16	1.16	0.80	0.80	0.80	mA/°C
OPERATING TEMPERATURE	-40 TO +110						°C
STORAGE TEMPERATURE	-40 TO +110						°C



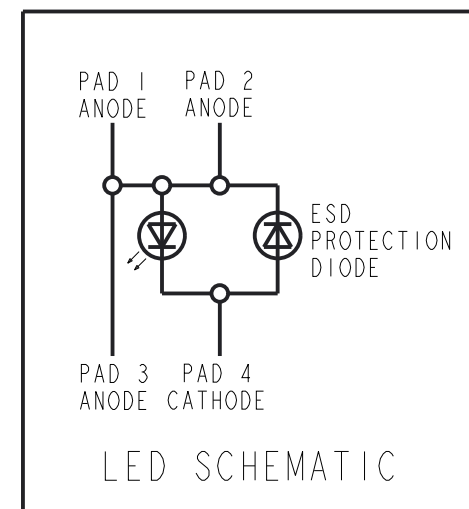
NOTES:

- SOLDER ADHERANCE: EACH PAD PER MIL-STD-202E, METHOD 208C.
- SUFFIX -202F FOR 20-PCS ON A SAMPLE STRIP.
- SUFFIX -207F FOR 180mm DIA. REEL, 8mm WIDE TAPE, PACKAGED 2000 PCS PER REEL WITH A PITCH OF 4mm.
- TAPE AND REEL AS PER EIA STANDARD 481-1, WITH CATHODE TOWARD SPROCKET.
- LEDS NOT DESIGNED FOR REVERSE OPERATION.
- DIALIGHT PART NUMBER: 597-3XX9-20XF.
- TAPE AND REEL LEDS MAY REQUIRE RE-TAPING AFTER TWELVE MONTHS.
- PIN NUMBERS FOR REFERENCE ONLY, DESIGNATION NON-EXISTENT ON PART.
- DEVICES HAVE A MOISTURE SENSITIVITY LEVEL OF "2". CAUTION LABEL APPLIED AS PER JEDEC STD. 033.
- CHROMATICITY COORDINATES FOR WHITE LED AT I_F = 30 mA : X=0.30, Y=0.28.
- THIS ASSEMBLY CONTAINS ELECTROSTATIC DISCHARGE SENSITIVE DEVICES (ESDS). MAINTAIN ALL PRECAUTIONARY MEASURES DURING ASSEMBLY, HANDLING AND STORAGE IN ACCORDANCE WITH IPC-A-610.

REV	ECN NO	REVISIONS	DRN	CKD	APP	DATE
A		NEW RELEASE	AJF	KLJ	NO	5-2-11
B	98270	REMOVED NOTE 12	LD	CS		10-10-22



RECOMMENDED RoHS COMPLIANT REFLOW PROFILE



ATTENTION:
OBSERVE PRECAUTIONS FOR HANDLING ELECTROSTATIC SENSITIVE DEVICES

THIS DRAWING AND THE CONTENTS HEREIN ARE CONFIDENTIAL AND THE SOLE PROPERTY OF DIALIGHT CORP. REPRODUCTION OF THIS DRAWING OR CONSTRUCTION OF ANY PARTS WITHIN THIS DRAWING ARE FORBIDDEN WITHOUT THE WRITTEN CONSENT OF DIALIGHT CORP.		
SCALE: 8.000	DRAWING NUMBER	REV
ALL DIM'S: INCH (mm)	C-17824	B
TOLERANCES: UNLESS OTHERWISE SPECIFIED	TITLE	
FRACTIONS: ±1/64	POWER PLCC-4 SMT LEDS	
DECIMALS (.XX): ±.02	MATERIAL	
DECIMALS (.XXX): ±.004		
ANGLES: ±3°	FINISH	
	Dialight	
	1501 ROUTE 34 SOUTH FARMINGDALE, NJ 07727 (732) 919-3119 www.dialight.com	
FSCM 83330	SHEET 1 OF 1	FAMILY TABLE: