



Connectors > D-Shaped Connectors > D-Sub Connectors > PCB D-Sub Connectors



Connector & Housing Type: **Receptacle**

Connector System: **Cable-to-Board**

Number of Positions: **36**

Centerline (Pitch): **1.27 mm [ .05 in ]**

Number of Rows: **4**

## Features

### Product Type Features

Shell Material Configuration	Front Metal Shell
Connector & Housing Type	Receptacle
Connector System	Cable-to-Board
Connector & Contact Terminates To	Printed Circuit Board

### Configuration Features

Number of Positions	36
Number of Rows	4
PCB Mount Orientation	Vertical

### Body Features

Shell Plating Material	Nickel over Copper
Primary Product Color	Black
Connector Profile	Standard

### Contact Features

Contact Options	Installed
	12 μin
Contact Mating Area Plating Material	Gold
Contact Underplating Material	Nickel
PCB Contact Termination Area Plating Material	Tin
Contact Base Material	Phosphor Bronze

Contact Shape & Form	Spring
----------------------	--------

Contact Current Rating (Max)	.5 A, 1 A
------------------------------	-----------

### Termination Features

Rectangular Termination Post & Tail Thickness	.32 mm[.012 in]
---	-----------------

Rectangular Termination Post & Tail Width	.4 mm[.015 in]
---	----------------

Termination Post & Tail Length	3.1 mm[.122 in]
--------------------------------	-----------------

Termination Method to Printed Circuit Board	Through Hole - Solder
---	-----------------------

### Mechanical Attachment

Mounting Hole Diameter	2.88 mm
------------------------	---------

PCB Mount Retention	With
---------------------	------

PCB Mount Retention Type	Retention Leg
--------------------------	---------------

Mating Retention	With
------------------	------

Mating Retention Type	Latches
-----------------------	---------

Connector Mounting Type	Panel Mount
-------------------------	-------------

### Housing Features

Shell Material	Steel
----------------	-------

Housing Material	Thermoplastic, Zinc Die Cast
------------------	------------------------------

Centerline (Pitch)	1.27 mm[.05 in]
--------------------	-----------------

### Dimensions

Panel Thickness (Recommended)	2.01 mm[.079 in]
-------------------------------	------------------

PCB Thickness (Recommended)	1.6 mm[.063 in]
-----------------------------	-----------------

Row-to-Row Spacing	1.9 mm[.075 in]
--------------------	-----------------

### Usage Conditions

Operating Temperature Range	-55 – 85 °C[-67 – 185 °F]
-----------------------------	---------------------------

### Operation/Application

Circuit Application	Signal
---------------------	--------

### Industry Standards

UL Flammability Rating	UL 94V-0
------------------------	----------

### Packaging Features

Packaging Quantity	10
--------------------	----

Packaging Method	Tube
------------------	------



## Product Compliance

For compliance documentation, visit the product page on [TE.com](https://www.te.com)>

EU RoHS Directive 2011/65/EU	Compliant
EU ELV Directive 2000/53/EC	Compliant
China RoHS 2 Directive MIIT Order No 32, 2016	No Restricted Materials Above Threshold
EU REACH Regulation (EC) No. 1907/2006	Current ECHA Candidate List: JUNE 2024 (241) Candidate List Declared Against: JUNE 2022 (224) Does not contain REACH SVHC
Halogen Content	Not Low Halogen - contains Br or Cl > 900 ppm.
Solder Process Capability	Wave solder capable to 265°C


### Product Compliance Disclaimer

This information is provided based on reasonable inquiry of our suppliers and represents our current actual knowledge based on the information they provided. This information is subject to change. The part numbers that TE has identified as EU RoHS compliant have a maximum concentration of 0.1% by weight in homogenous materials for lead, hexavalent chromium, mercury, PBB, PBDE, DBP, BBP, DEHP, DIBP, and 0.01% for cadmium, or qualify for an exemption to these limits as defined in the Annexes of Directive 2011/65/EU (RoHS2). Finished electrical and electronic equipment products will be CE marked as required by Directive 2011/65/EU. Components may not be CE marked. Additionally, the part numbers that TE has identified as EU ELV compliant have a maximum concentration of 0.1% by weight in homogenous materials for lead, hexavalent chromium, and mercury, and 0.01% for cadmium, or qualify for an exemption to these limits as defined in the Annexes of Directive 2000/53/EC (ELV). Regarding the REACH Regulation, the information TE provides on SVHC in articles for this part number is based on the latest European Chemicals Agency (ECHA) 'Guidance on requirements for substances in articles' posted at this URL: <https://echa.europa.eu/guidance-documents/guidance-on-reach>

## Customers Also Bought



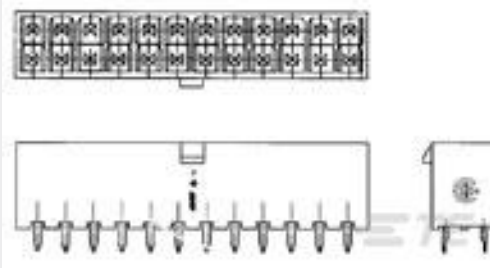
TE Part #1-2271457-8  
D3950 HDR 8POS 1ROW X KEY



TE Part #900412-2  
PC I/O RETENTION LEG ASSY 80P




TE Part #1473226-1  
SOCKET WITH RING MINI U-M-N-L



TE Part #2-1586038-2  
22P VRT HDR VAL-U-LOK V0




TE Part #2229093-1  
MOD JACK ASSEMBLY V-TYPE H=21.7mm



TE Part #2309223-1  
RITS CONN.HDR ASSY 4ROW 4P THR W TAPE



TE Part #ASA021N00210235000  
623 PLUG



TE Part #1-5316316-0  
.6FHP08H,140,S,GIG,08/Sn,HT,SEYes

## Documents

### Product Drawings

[CHAMP 050-2 REC HDR ASSY V 36P](#)

English

### CAD Files

Customer View Model

[ENG\\_CVM\\_CVM\\_5917334-5\\_O.2d\\_dxf.zip](#)

English

3D PDF

3D

Customer View Model

[ENG\\_CVM\\_CVM\\_5917334-5\\_O.3d\\_igs.zip](#)

English

Customer View Model

[ENG\\_CVM\\_CVM\\_5917334-5\\_O.3d\\_stp.zip](#)

English

By downloading the CAD file I accept and agree to the [Terms and Conditions](#) of use.

### Product Specifications

[CHAMP.050 Series\(II\) Connector Wire to Board Type](#)

English

Product Specification

English