

## AMPMODU 2 mm WIRE-TO-BOARD IDC RECEPTACLE PLATFORM

TE Connectivity's (TE) AMPMODU 2 mm connectors reliably and economically meet the packaging and interconnection requirements of today's miniature sophisticated electronics, occupying 38% less space than traditional 2.54 mm [0.100"] centerline connectors. This AMPMODU 2 mm wire-to-board receptacle assembly has been designed with pre-loaded Insulation Displacement Contacts (IDC), enabling fast termination without the need to strip the wire. The wire can be applied with manual or pneumatic pistol grip, which has a low implementation cost and is easy to operate. In addition, the housing is available with a detent latching option for greater connection reliability. IDC is another option solution to crimp version wire to board for AMPMODU 2 mm.

### BENEFITS

- 38% space savings on a PCB as compared to traditional 2.54 mm [0.100"] centerline connectors
- Fast termination/installation without need to strip the wire
- Low application cost with TE-recommended pistol grip tooling
- Interchangeable with AMPMODU 2 mm wire-to-board crimp receptacle

### FEATURE

- **Centerline:** 2 mm [0.079"]
- **Termination:** Pre-loaded insulation displacement contacts
- **Wire size:** Discrete wire, 30 - 26 AWG
- **Connector size:** Single row, 2 - 12 positions
- **Application tooling:** Manual and pneumatic pistol grip termination tool

## AMPMODU 2 mm Wire-to-Board IDC Receptacle Platform

### APPLICATIONS

- PLC/IO devices
- Servo drives
- Industrial controls
- Material handling
- Instrumentation and test equipment
- Building and factory automation
- Energy storage systems

### ELECTRICAL

- **Current rating:** 2 A (max.)
- **Dielectric withstanding voltage:** 650 VAC
- **Operating voltage:** 125 V (max.)

### MECHANICAL

- **Operating temperature:**
  - -40°C to 105°C (tin plated)
  - -40°C to 125°C (gold plated)
- **Vibration and shock [50g]:** No electrical discontinuity greater than 1 microsecond

### MATERIALS

- **Plating:**
  - 30µ" [0.76µm] gold
  - 15µ" [0.38µm] gold
  - 4µ" [0.1µm] gold flash
  - Tin
- **Contact material:** Phosphor bronze
- **Housing material:** High - temperature plastic (LCP), black
- **Environmental:** UL94V0, low halogen
- Operating environment class III


### STANDARDS

- RoHS & REACH compliant
- UL recognized

### SPECIFICATIONS

- **Product specification:** [108-64040-2](#)
- **Application specification:** [114-32175](#)





### PART NUMBER LIST

Type	Images	Wire size	Plating	Base number	Available positions
Standard		AWG 30-26 [0.05 - 0.14 mm <sup>2</sup> ]	0.76µm [30µ"] Gold	<a href="#">2317206</a>	2, 3, 4, 5, 6, 7, 8, 9, 10, 11, 12
			0.38µm [15µ"] Gold	<a href="#">2317205</a>	
			0.1µm [4µ"] Gold	<a href="#">2317204</a>	
			Tin	<a href="#">2317222</a>	

Part number		
Positions	Base number	Part number
2	XXXXXXXX	XXXXXXXX-2
3	XXXXXXXX	XXXXXXXX-3
4	XXXXXXXX	XXXXXXXX-4
5	XXXXXXXX	XXXXXXXX-5
6	XXXXXXXX	XXXXXXXX-6
7	XXXXXXXX	XXXXXXXX-7
8	XXXXXXXX	XXXXXXXX-8
9	XXXXXXXX	XXXXXXXX-9
10	XXXXXXXX	1-XXXXXXXX-0
11	XXXXXXXX	1-XXXXXXXX-1
12	XXXXXXXX	1-XXXXXXXX-2

## AMPMODU 2 mm Wire-to-Board IDC Receptacle Platform

### APPLICATION TOOLING

Tooling	Images	AWG 30-26 [0.05 - 0.14 mm <sup>2</sup> ]
Terminating head*		2326300-1
Pistol grip manual handle*		58074-1
Pneumatic manual handle*		58075-1
Extraction tool		843477-3

\*Terminating header need to be used with the Pistol-grip Manual Handle A which accommodates the head for economical tooling or the Pneumatic Manual Handle.

### te.com

© 2021 TE Connectivity. All Rights Reserved.

AMPMODU, TE Connectivity, TE connectivity (logo) and Every Connection Counts are trademarks owned or licensed by TE Connectivity. All other logos, products and/or company names referred to herein might be trademarks of their respective owners.

While TE has made every reasonable effort to ensure the accuracy of the information in this brochure, TE does not guarantee that it is error-free, nor does TE make any other representation, warranty or guarantee that the information is accurate, correct, reliable or current. TE reserves the right to make any adjustments to the information contained herein at any time without notice. TE expressly disclaims all implied warranties regarding the information contained herein, including, but not limited to, any implied warranties of merchantability or fitness for a particular purpose. The dimensions in this catalog are for reference purposes only and are subject to change without notice. Specifications are subject to change without notice. Consult TE for the latest dimensions and design specifications.

06/21 AK