

5787617-2 ✓ ACTIVE

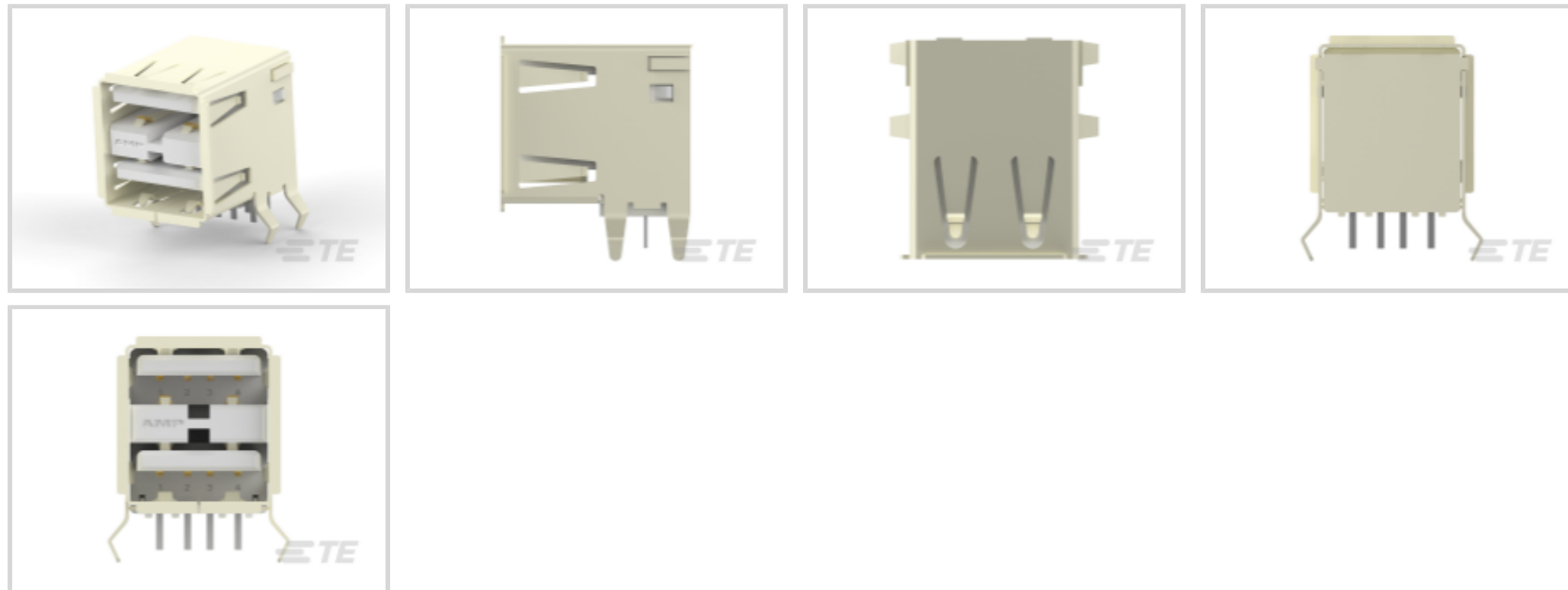
TE Internal #: 5787617-2

USB Connectors, A, 2.0, Standard Profile, Receptacle, 2 Port, Top, Right Angle, Box / Box & Tray, Through Hole - Solder, Cable-to-Board, 1500

[View on TE.com >](#)



Connectors > Audio & Video Connectors > USB Connectors



USB Adapter Type: **A**

USB Version: **2.0**

Connector Profile: **Standard**

Connector & Housing Type: **Receptacle**

Number of Ports: **2**

Features

Product Type Features

USB Adapter Type	A
USB Version	2.0
Connector & Housing Type	Receptacle
Connector System	Cable-to-Board
Connector & Contact Terminates To	Printed Circuit Board
USB Connector Type	USB 2.0 Type-A

Configuration Features

Number of Ports	2
Number of Positions	8

Body Features

Shell Plating Finish	Bright
Shell Plating Material	Tin
Connector Profile	Standard

Contact Features



Contact Mating Area Plating Material Thickness	.76 µm[29.92 µin]
Contact Mating Area Plating Material	Gold or Gold Flash over Palladium Nickel
Contact Current Rating (Max)	1 A

Termination Features

Termination Post & Tail Length	2.29 mm[.09 in]
Termination Method to Printed Circuit Board	Through Hole - Solder

Mechanical Attachment

Locking Feature	Without
PCB Mount Location	Top
PCB Mount Retention Type	Kinked Legs
Connector Mounting Type	Board Mount

Housing Features

Housing Material	Thermoplastic
Housing Color	Black
Body Orientation	Right Angle
Centerline (Pitch)	2 mm, 2.5 mm[.078 in][.098 in]

Dimensions

PCB Thickness (Recommended)	1.57 mm[.062 in]
-----------------------------	------------------

Usage Conditions

Soldering Temperature (Max)	245 °C[500 °F]
Mating Cycles (Max)	1500
Operating Temperature Range	-55 – 85 °C[-67 – 185 °F]

Operation/Application

Circuit Application	Signal
---------------------	--------

Industry Standards

Industry Standard	USB 2.0
-------------------	---------

Packaging Features

Packaging Quantity	88
Packaging Method	Box, Box & Tray

Product Compliance

[For compliance documentation, visit the product page on TE.com>](#)








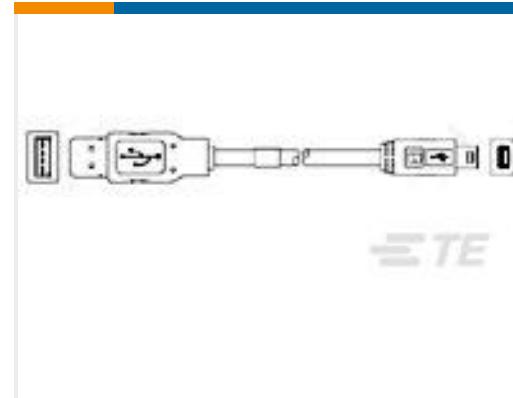


EU RoHS Directive 2011/65/EU	Compliant
EU ELV Directive 2000/53/EC	Compliant
China RoHS 2 Directive MIIT Order No 32, 2016	No Restricted Materials Above Threshold
EU REACH Regulation (EC) No. 1907/2006	Current ECHA Candidate List: JUNE 2023 (235) Candidate List Declared Against: JUNE 2023 (235) Does not contain REACH SVHC
Halogen Content	Not Low Halogen - contains Br or Cl > 900 ppm.
Solder Process Capability	Wave solder capable to 265°C

Product Compliance Disclaimer

This information is provided based on reasonable inquiry of our suppliers and represents our current actual knowledge based on the information they provided. This information is subject to change. The part numbers that TE has identified as EU RoHS compliant have a maximum concentration of 0.1% by weight in homogenous materials for lead, hexavalent chromium, mercury, PBB, PBDE, DBP, BBP, DEHP, DIBP, and 0.01% for cadmium, or qualify for an exemption to these limits as defined in the Annexes of Directive 2011/65/EU (RoHS2). Finished electrical and electronic equipment products will be CE marked as required by Directive 2011/65/EU. Components may not be CE marked. Additionally, the part numbers that TE has identified as EU ELV compliant have a maximum concentration of 0.1% by weight in homogenous materials for lead, hexavalent chromium, and mercury, and 0.01% for cadmium, or qualify for an exemption to these limits as defined in the Annexes of Directive 2000/53/EC (ELV). Regarding the REACH Regulation, the information TE provides on SVHC in articles for this part number is based on the latest European Chemicals Agency (ECHA) 'Guidance on requirements for substances in articles' posted at this URL: <https://echa.europa.eu/guidance-documents/guidance-on-reach>

Compatible Parts

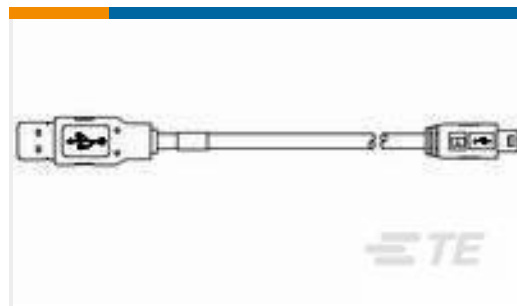
 <p>TE Part # 1-2199298-2 8P,DIP SKT,300 CL,LDR,PB FREE</p>	 <p>TE Part # 1827525-1 MECHATROLINK II CONNECTOR KIT</p>	 <p>TE Part # 1-1734028-1 Std USB, Type A, Plug, Natural</p>	 <p>TE Part # 1487599-1 USB, A-BLUNT,28/28,BLK,0.83M</p>
 <p>TE Part # 1734028-1 Std USB Type A, Plug, Natural</p>	 <p>TE Part # 1487593-1 USB, A-BLUNT,28/24,WHT,2.0M</p>	 <p>TE Part # 1-1734028-3 Std USB, Type A, Plug</p>	 <p>TE Part # 1496476-1 STD USB-A TO MINI-B ASSY, 1M</p>



TE Part # 1487600-1
USB, A-BLUNT,28/26,BLK,1.0M



TE Part # 1487591-1
USB, A-BLUNT,28/28,WHT,0.83M



TE Part # 1929690-1
USB CABLE, USB A to Mini USB,Blue

Customers Also Bought




TE Part #5227161-9
RTANG JACK W/MTG PINS,BNC PCB



TE Part #640445-3
03P MTA156 HDR ASSY FL/STR SN



TE Part #640445-5
05P MTA156 HDR ASSY FL/STR SN



TE Part #640445-4
04P MTA156 HDR ASSY FL/STR SN



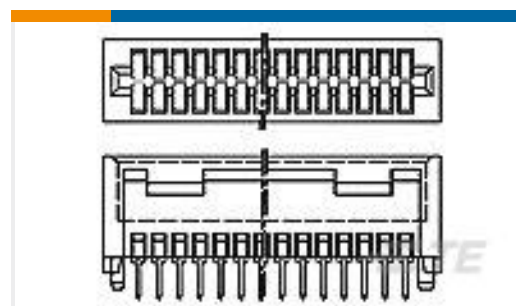
TE Part #4-1879215-0
CPF 0402 10K7 0.1% 25PPM 1K RL




TE Part #9-1879212-8
CPF 0402 24R9 0.1% 25PPM 1K RL




TE Part #1747981-2
Std HDMI, RA, SMT



TE Part #1-100317-5
DUAL LOADED



TE Part #124044-E
SMCB 26 F AB VV 6-03 CLHD * H007
137 E00



TE Part #2041273-1
DVI-I ANALOG&DIGITAL, RCPT, R/A,
AU 30u"

Documents

Product Drawings

RECP ASSY, R/A, STACKED, THRU-HOLE, USB,

English

CAD Files

3D PDF

3D

Customer View Model

ENG_CVM_CVM_5787617-2_A.2d_dxf.zip



English

Customer View Model

[ENG_CVM_CVM_5787617-2_A.3d_igs.zip](#)

English

Customer View Model

[ENG_CVM_CVM_5787617-2_A.3d_stp.zip](#)

English

By downloading the CAD file I accept and agree to the [Terms and Conditions](#) of use.

Product Specifications

[Application Specification](#)

English