

CONEC SUPERCON HYBRID CONNECTORS FIELD ATTACHABLE

Nomenclature

ENP - 17 - 0 - R K C Pst 4PE Dbu 4 / 150 / 034

Ethernet-Power
100 MHz Cat5e

Installation size

12 = B12
17 = B17
23 = B23

Shielding

= unshielded

Coding

0 = Coding selectable during assembly

Type

R = Circular connectors

Gender

K = Female connector
S = Male connector

Configuration

= axial

Configuration

C = field attachable

Type of power contacts

Pst = Power contacts male
Pbu = Power contacts female

No. of power contacts

2 = 2-pos. (60 V)
2PE = 2-pos.+PE (600 V)
2PEA = 2-pos.+PE (250 V)
3PE = 3-pos.+PE (600 V)
4PE = 4-pos.+PE (600 V)
5PE = 2-pos.+3-pos.+PE (600 V)

Type of data contacts

Dst = Data contacts male
Dbu = Data contacts female

No. of data contacts

4 = 4-pos.

Wire cross section power contact

075 = 0.75 mm²
150 = 1.50 mm²
250 = 2.50 mm²
400 = 4.00 mm²
250 + 400 = 2.50 mm² + 4.00 mm²

Wire cross section data contacts

034 = 0.34 mm²

CONEC SUPERCON HYBRID CONNECTORS FIELD ATTACHABLE


Product specification

Basic material	
Contact	Copper alloy
Contact plating	Nickel plated, gold plated
Contact carrier	PA6, UL94
Housing	CuZn, Ni
Cable sealing	NBR
Sealing	NBR, FPM
Coupling nut/screw	GD-Zn, Ni
Technical data	
Rated voltage power	Size B12: 60 V DC Size B17: 250 V (2PEA), 600 V (2PE, 3PE, 4PE)
Rated voltage data	24 V DC
Current rating power	Size B12: 10 A @ 30 °C Size B17: 20 A (2PEA), 14 A (2PE, 3PE, 4PE) @ 30 °C
Current rating data	3 A @ 30 °C
Degree of protection	IP67
Temperature range	-20 °C - +80 °C
Terminal cross section	Size B12: 0.75 mm ² + AWG22 Size B17: 2.5 mm ² + AWG22 (2PEA), 1.5 mm ² + AWG22 (2PE, 3PE, 4PE)


B12 HYBRID CONNECTORS FIELD ATTACHABLE

Bayonet locking

Female connector Contacts: Power = male, Ethernet = female

	No. of poles	Wire cross section [mm ²]	Description	Part No.
	2+4	0.75	ENP-12-0-RKCPst2Dbu4/075/034	56-00009

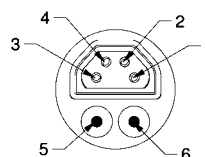
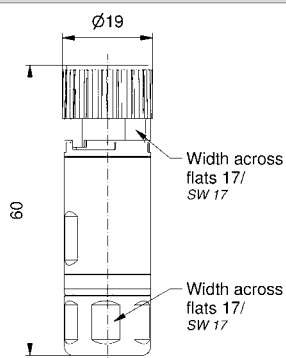
Female connector Contacts: Power = female, Ethernet = male

	2+4	0.75	ENP-12-0-RKCPbu2Dst4/075/034	56-00011
------------------------------------------------------------------------------------	-----	------	------------------------------	----------

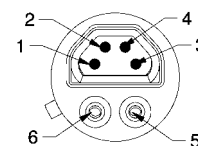
Dimension

Contacts: Power = male,
Ethernet = female

Contacts: Power = female,
Ethernet = male



1-4: Data contacts (IEC 11801 Cat5e)
5-6: Power contacts



1-4: Data contacts (IEC 11801 Cat5e)
5-6: Power contacts

Technical Data	6-pos. (2 x 0.75 mm ² + 4 x AWG22)
Installation size	B12
Coding	1
Data contacts	4
Power contacts	2
Locking	Bayonet
Current rating power	10 A @ 30 °C
Current rating data	3 A @ 30 °C
Rated voltage power	60 V DC
Rated voltage data	24 V DC
Wire cross section power	0.75 mm ²
Wire cross section data	AWG22