

5555140-6 ✓ ACTIVE

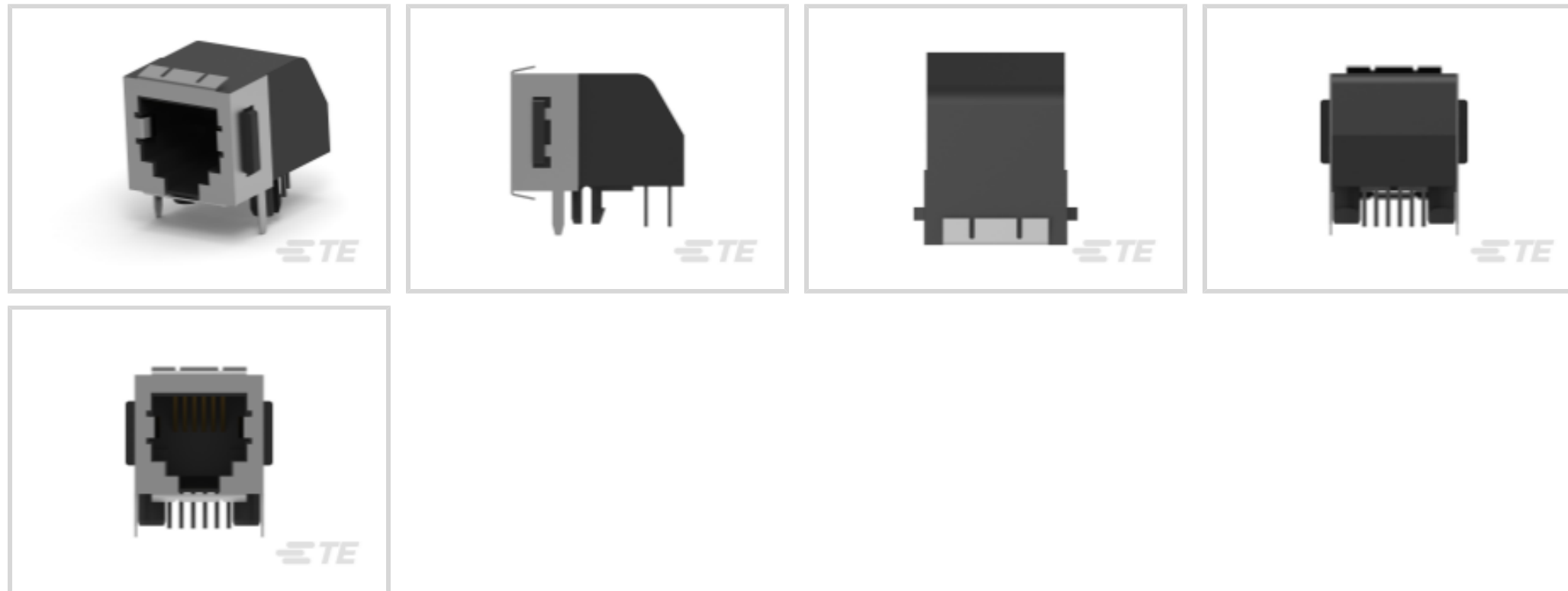
TE Internal #: 5555140-6

Single Port, 1 x 1, Low Profile, RJ Type Jacks & Plugs, Standard Connector Contact Density, Jack, Standard - Latch Down, Right Angle, RJ25 Connectors

[View on TE.com >](#)



Connectors > Modular Jacks & Plugs > RJ25 Connectors



Port Configuration: **Single Port**

Port Matrix Configuration: **1 x 1**

Connector Profile: **Low**

Modular Jacks & Plugs Products: **RJ Type Jacks & Plugs**

Connector Contact Density: **Standard**

Features

Product Type Features

Grounding Options	Panel Ground, PCB Ground
Connector Product Type	Connector Assembly
Connector System	Cable-to-Board
Modular Jacks & Plugs Products	RJ Type Jacks & Plugs
Modular Connector Style	Jack

Configuration Features

Number of PCB Ground Tabs	2
Number of Positions	6
Port Configuration	Single Port
Port Matrix Configuration	1 x 1
Connector Contact Density	Standard
PCB Mount Orientation	Right Angle
Number of Loaded Positions	6

Body Features



PCB Ground Tab Location	3.05 mm[.12 in]
Shield Plating Material	Tin
Shield Material	Copper Alloy
Connector Profile	Low
Modular Jack Latch Orientation	Standard - Latch Down

Contact Features

	50 μ m
Contact Underplating Material	Nickel
Contact Base Material	Phosphor Bronze
Contact Mating Area Plating Material	Gold
Contact Current Rating (Max)	.2 A, 1.5 A
PCB Contact Termination Area Plating Material	Tin

Termination Features

Termination Method to PCB	Through Hole - Solder
Termination Post & Tail Length	3.8 mm[.15 in]

Mechanical Attachment

Panel Mount Feature Type	Panel Stops
Mating Alignment	Without
Connector Mounting Type	Board Mount, Panel Mount
Panel Mount Feature	With

Housing Features

Mating Entry Location	Side
Housing Color	Black
Housing Material	PBT
Centerline (Pitch)	1.27 mm[.05 in]

Dimensions

Connector Height	12.7 mm[.5 in]
PCB Thickness (Recommended)	1.57 mm[.062 in]

Usage Conditions

Operating Temperature Range	-40 – 85 °C[-40 – 185 °F]
-----------------------------	---------------------------

Operation/Application

Circuit Application	Signal
---------------------	--------



Shielded Yes

Industry Standards

Performance Category	Cat 3
UL Flammability Rating	UL 94V-0

Packaging Features

Packaging Method	Box & Tube, Tube
Packaging Quantity	35

Product Compliance

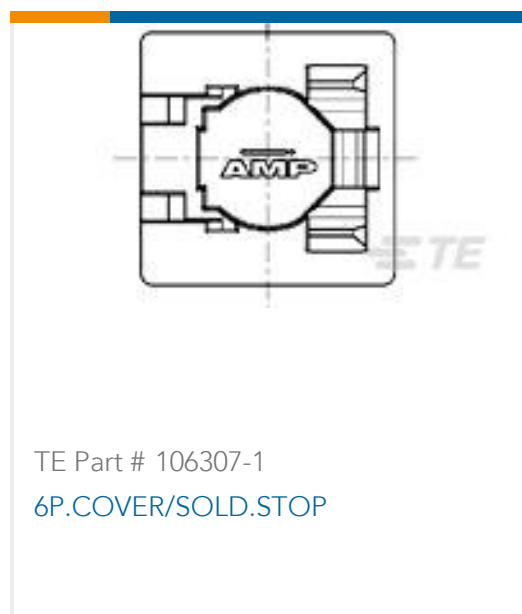
[For compliance documentation, visit the product page on TE.com>](#)

EU RoHS Directive 2011/65/EU	Compliant
EU ELV Directive 2000/53/EC	Compliant
China RoHS 2 Directive MIIT Order No 32, 2016	No Restricted Materials Above Threshold
EU REACH Regulation (EC) No. 1907/2006	Current ECHA Candidate List: JUNE 2024 (241) Candidate List Declared Against: JUNE 2024 (241) Does not contain REACH SVHC
Halogen Content	Not Low Halogen - contains Br or Cl > 900 ppm.
Solder Process Capability	Wave solder capable to 265°C

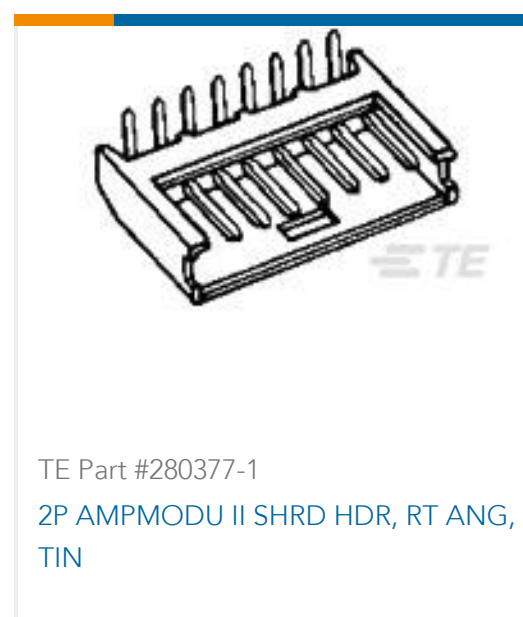
Product Compliance Disclaimer

This information is provided based on reasonable inquiry of our suppliers and represents our current actual knowledge based on the information they provided. This information is subject to change. The part numbers that TE has identified as EU RoHS compliant have a maximum concentration of 0.1% by weight in homogenous materials for lead, hexavalent chromium, mercury, PBB, PBDE, DBP, BBP, DEHP, DIBP, and 0.01% for cadmium, or qualify for an exemption to these limits as defined in the Annexes of Directive 2011/65/EU (RoHS2). Finished electrical and electronic equipment products will be CE marked as required by Directive 2011/65/EU. Components may not be CE marked. Additionally, the part numbers that TE has identified as EU ELV compliant have a maximum concentration of 0.1% by weight in homogenous materials for lead, hexavalent chromium, and mercury, and 0.01% for cadmium, or qualify for an exemption to these limits as defined in the Annexes of Directive 2000/53/EC (ELV). Regarding the REACH Regulation, the information TE provides on SVHC in articles for this part number is based on the latest European Chemicals Agency (ECHA) 'Guidance on requirements for substances in articles' posted at this URL: <https://echa.europa.eu/guidance-documents/guidance-on-reach>

Compatible Parts



Customers Also Bought



Documents

CAD Files

Customer View Model

[ENG_CVM_CVM_5555140-6_E.2d_dxf.zip](#)

English

3D PDF

3D

Customer View Model

[ENG_CVM_CVM_5555140-6_E.3d_igs.zip](#)

English



Customer View Model

[ENG_CVM_CVM_5555140-6_E.3d_stp.zip](#)

English

By downloading the CAD file I accept and agree to the [Terms and Conditions](#) of use.

Product Specifications

[Application Specification](#)

English