

DIALIGHT PART NUMBER	LED & LENS COLOR	TEST CONDITIONS	OPERATING CHARACTERISTICS AT 25°C AMBIENT								
			LUMINOUS INTENSITY (mcd)		FORWARD VOLTAGE (V)		FORWARD CURRENT (mA)		DOMINANT WAVELENGTH (nm)	PEAK WAVELENGTH (nm)	VIEWING ANGLE (DEG)
			MIN	TYP	TYP	MAX	MIN	MAX	TYP	TYP	TYP
555-2001-812F	RED, TINTED, DIFFUSED	I <sub>F</sub> = 10mA	0.4	0.6	1.6	2.0	—	—	640	655	35

REV	ECN NO	REVISIONS	DRN	CKD	APP	DATE
A	—	NEW RELEASE	BP	—	SK	1-3-17

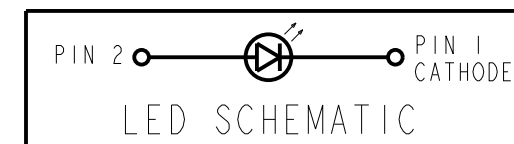
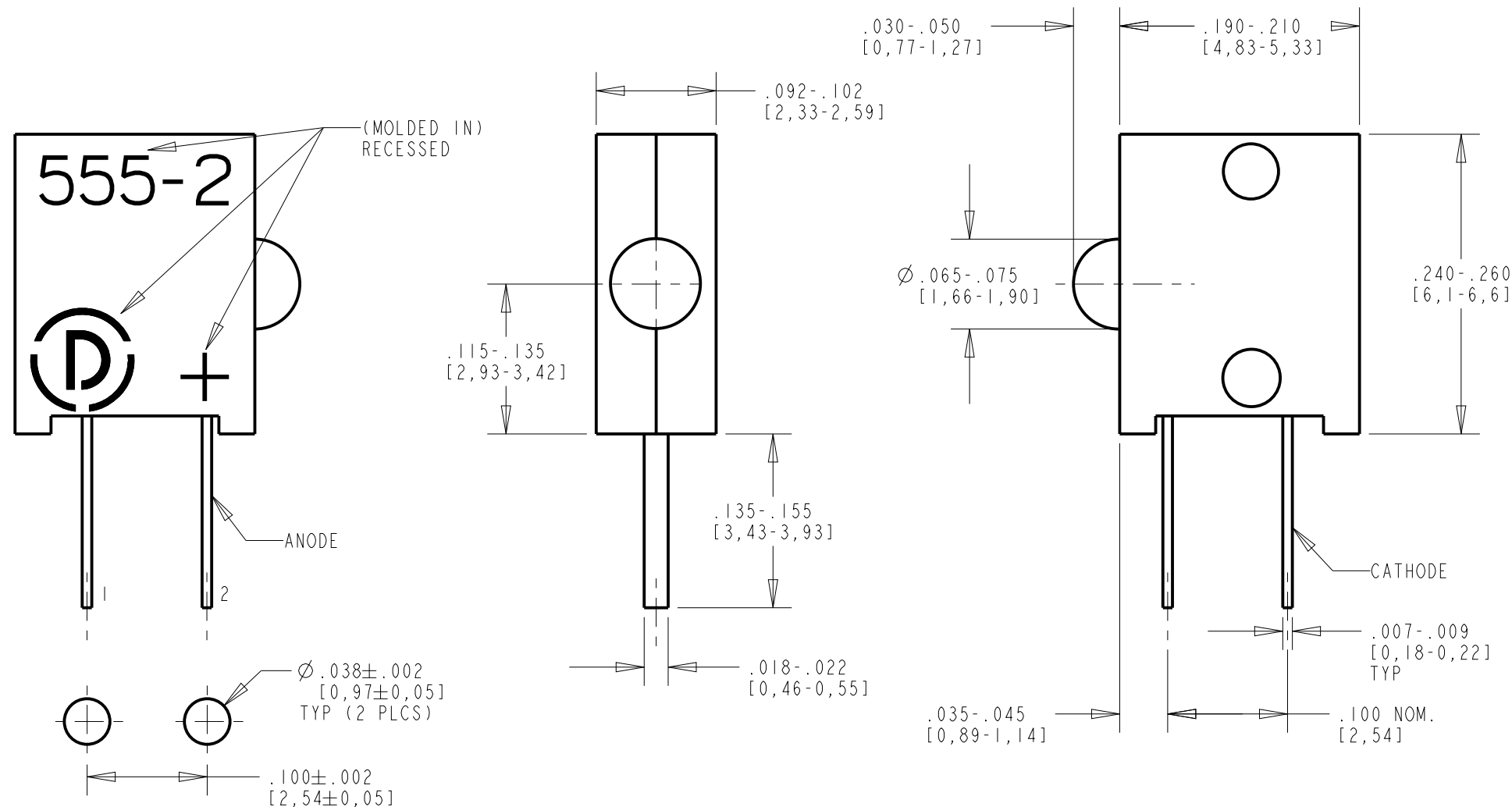
ABSOLUTE MAXIMUM RATINGS (AT 25°C AMBIENT)	RED, TINTED DIFFUSED	UNITS
DC FORWARD VOLTAGE	—	V
DC FORWARD CURRENT	50	mA
REVERSE VOLTAGE (I <sub>R</sub> =100μA)	5	V
OPERATING TEMP (NON-RESISTOR LAMPS)	-55 TO +100	°C
OPERATING TEMP (RESISTOR LAMPS)	-40 TO +85	
STORAGE TEMPERATURE	-55 to +100	°C
SOLDERING TEMPERATURE FOR 5 SEC	260	°C

### RoHS Compliant 555-2001-812F

Part Numbers with the "F" suffix ending are RoHS Compliant.  
 Example: 555-2303F  
 Packaging is marked with "RoHS Compliant" label or equivalent markings. Parts can be wave soldered, dip soldered or hand soldered using typical lead-free soldering process with max 260°C temp. for 5 sec.

#### NOTES:

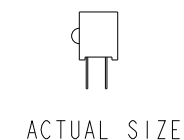
- PIN NUMBERS FOR REFERENCE ONLY, DESIGNATION NON-EXISTENT ON PART.
- DIALIGHT PART NUMBERS: 555-2XXXF.
- THIS ASSEMBLY CONTAINS ELECTROSTATIC DISCHARGE SENSITIVE DEVICES (ESDS). MAINTAIN ALL PRECAUTIONARY MEASURES DURING ASSEMBLY, HANDLING, AND STORAGE IN ACCORDANCE WITH IPC-A-610.
- LED LEAD DIMENSIONS SHOWN ARE MEASURED AT HOUSING EXIT.
- LEADS TO FIT INTO HOLES SPACED AS PER PATTERN.
- LED LEADS - PURE Sn PLATING OVER OLIN 194 COPPER ALLOY BASE METAL



**ATTENTION:**  
 OBSERVE PRECAUTIONS FOR  
 HANDLING ELECTROSTATIC  
 SENSITIVE DEVICES

THIS DRAWING AND THE CONTENTS HEREIN ARE CONFIDENTIAL AND THE SOLE PROPERTY OF DIALIGHT. REPRODUCTION OF THIS DRAWING OR CONSTRUCTION OF ANY PARTS WITHIN THIS DRAWING ARE FORBIDDEN WITHOUT THE WRITTEN CONSENT OF DIALIGHT.

SCALE: 8.000	DRAWING NUMBER	REV
ALL DIM'S IN: INCHES (MM)	C-18202	A
TOLERANCES: UNLESS OTHERWISE SPECIFIED	TITLE Ø2mm SINGLE CBI, RIGHT ANGLE ESDBAG, RoHS COMPLIANT	
FRACTIONS: ±1/64	MATERIAL	
DECIMALS (.XX): ±.02	Dialight	
DECIMALS (.XXX): ±.015	1501 ROUTE 34 SOUTH FARMINGDALE, NJ 07729	
ANGLES: ±3°	FSCM 83330	
FINISH:	SHEET 1 OF 1 FAMILY TABLE:	



#### RECOMMENDED HOLE PATTERN