

5535676-3 ✓ ACTIVE

AMPMODU | AMPMODU IV/V


TE Internal #: 5535676-3

PCB Mount Receptacle, Right Angle / Horizontal, Board-to-Board,  
4 Position, 2.54 mm [.1 in] Centerline, Gold, Through Hole - Solder,  
AMPMODU IV/V

[View on TE.com >](#)



Connectors > PCB Connectors > PCB Headers & Receptacles



PCB Connector Assembly Type: **PCB Mount Receptacle**

PCB Mount Orientation: **Horizontal, Right Angle**

Connector System: **Board-to-Board**

Number of Positions: **4**

Number of Rows: **1**

## Features

### Product Type Features

Applied Pressure	High, Standard
PCB Connector Assembly Type	PCB Mount Receptacle
Connector System	Board-to-Board
Sealable	No
Connector & Contact Terminates To	Printed Circuit Board

### Configuration Features

Stackable	Yes
PCB Mount Orientation	Horizontal, Right Angle
Number of Positions	4
Number of Rows	1

### Electrical Characteristics

Insulation Resistance	5000 MΩ
Operating Voltage	333 VAC

### Body Features

Connector Profile	Standard
Primary Product Color	Black

### Contact Features

Contact Protection Type	Closed Entry Housing
-------------------------	----------------------



Mating Square Post Dimension	.64 mm[.025 in]
PCB Contact Termination Area Plating Material Thickness	3.81 – 7.62 μm
Contact Layout	Inline
Contact Shape & Form	Short Point
PCB Contact Termination Area Plating Material	Tin
Contact Base Material	Phosphor Bronze
Contact Mating Area Plating Material	Gold
Contact Mating Area Plating Material Thickness	.762 μm[30 μin]
Contact Type	Socket
Contact Current Rating (Max)	2 A

#### Termination Features

Rectangular Termination Post & Tail Thickness	.2 mm[.008 in]
Rectangular Termination Post & Tail Width	.69 mm[.027 in]
Termination Post & Tail Length	2.92 mm[.115 in]
Termination Method to Printed Circuit Board	Through Hole - Solder

#### Mechanical Attachment

Mating Alignment	Without
PCB Mount Retention	Without
PCB Mount Alignment	Without
Connector Mounting Type	Board Mount

#### Housing Features

Mating Entry Location	Side
Centerline (Pitch)	2.54 mm[.1 in]
Housing Material	Polyester - GF

#### Dimensions

Connector Height	3.47 mm[.137 in]
Row-to-Row Spacing	7.87 mm[.31 in]
Stack Height	.32 mm[.012 in]
PCB Thickness (Recommended)	1.4 – 2.4 mm[.055 – .094 in]

#### Usage Conditions

Housing Temperature Rating	High
Operating Temperature Range	-65 – 125 °C[-85 – 257 °F]



### Operation/Application

Solder Process Feature	Board Standoff
Circuit Application	Signal

### Industry Standards

Compatible With Approved Standards Products	CSA LR7189, UL E28476
UL Flammability Rating	UL 94V-0

### Packaging Features

Packaging Quantity	56
Packaging Method	Box, Tube

### Product Compliance



[For compliance documentation, visit the product page on TE.com>](#)

EU RoHS Directive 2011/65/EU	Compliant
EU ELV Directive 2000/53/EC	Compliant
China RoHS 2 Directive MIIT Order No 32, 2016	No Restricted Materials Above Threshold
EU REACH Regulation (EC) No. 1907/2006	Current ECHA Candidate List: JUNE 2023 (235) Candidate List Declared Against: JAN 2023 (233) Does not contain REACH SVHC
Halogen Content	Low Halogen - Br, Cl, F, I < 900 ppm per homogenous material. Also BFR/CFR/PVC Free
Solder Process Capability	Reflow solder capable to 260°C


#### Product Compliance Disclaimer

This information is provided based on reasonable inquiry of our suppliers and represents our current actual knowledge based on the information they provided. This information is subject to change. The part numbers that TE has identified as EU RoHS compliant have a maximum concentration of 0.1% by weight in homogenous materials for lead, hexavalent chromium, mercury, PBB, PBDE, DBP, BBP, DEHP, DIBP, and 0.01% for cadmium, or qualify for an exemption to these limits as defined in the Annexes of Directive 2011/65/EU (RoHS2). Finished electrical and electronic equipment products will be CE marked as required by Directive 2011/65/EU. Components may not be CE marked. Additionally, the part numbers that TE has identified as EU ELV compliant have a maximum concentration of 0.1% by weight in homogenous materials for lead, hexavalent chromium, and mercury, and 0.01% for cadmium, or qualify for an exemption to these limits as defined in the Annexes of Directive 2000/53/EC (ELV). Regarding the REACH Regulation, the information TE provides on SVHC in articles for this part number is based on the latest European Chemicals Agency (ECHA) 'Guidance on requirements for substances in articles' posted at this URL: <https://echa.europa.eu/guidance-documents/guidance-on-reach>


### Compatible Parts



Also in the Series | **AMPMODU IV/V**



Automotive Housings(1)



Backplane Connector Housings(1)



Connector Caps & Covers(18)



Connector Contacts(322)




Connector Hardware(13)



Connector Strain Relief(3)



Insertion & Extraction Tools(4)



PCB Headers & Receptacles(931)



Rectangular Connector Housings(5)



Standard Rectangular Connectors(8)



Wire-to-Board Connector Assemblies & Housings(444)

## Customers Also Bought




TE Part #5650907-5  
ASSY,PIN,EUROCARD,TYPE C,LEAD-FREE,150 P



TE Part #3-794636-4  
04P MICRO MNL ASSY,VRT,SMT,LF



TE Part #1825006-8  
GDS04STR04=DIP SW,SLIDE,SMT,TR



TE Part #188753-4  
31P.IEC-F MALE CONN



TE Part #2307815-6  
6P,2MM,BB,REC,SRVT,SMD,AU.76,TR,W/CP



TE Part #5-2176378-2  
RQ 0805 34R 0.1% 10PPM 5K RL



TE Part #5-2176378-4  
RQ 0805 35R7 0.1% 10PPM 5K RL



TE Part #5-2176378-6  
RQ 0805 37R4 0.1% 10PPM 5K RL



## Documents

### Product Drawings

[04 MODII HORZ SR CE 100CL](#)

English

### CAD Files

Customer View Model

[ENG\\_CVM\\_CVM\\_5535676-3\\_A.2d\\_dxf.zip](#)

English

[3D PDF](#)

3D

Customer View Model

[ENG\\_CVM\\_CVM\\_5535676-3\\_A.3d\\_igs.zip](#)

English

Customer View Model

[ENG\\_CVM\\_CVM\\_5535676-3\\_A.3d\\_stp.zip](#)

English

By downloading the CAD file I accept and agree to the [Terms and Conditions](#) of use.

### Datasheets & Catalog Pages

[AMPMODU\\_INTERCONNECTION\\_SYSTEM\\_SECTION5](#)

English

### Product Specifications

[Application Specification](#)

English