

553443-4 ✓ ACTIVE

CHAMP

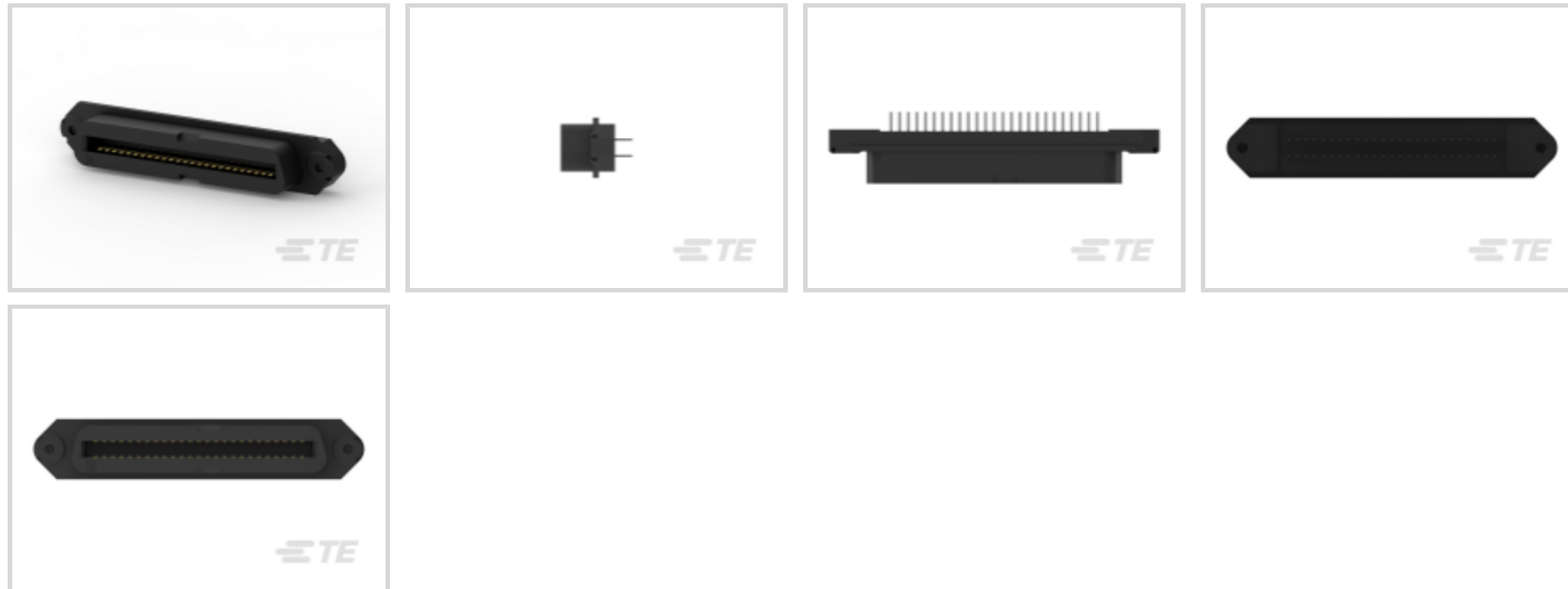
TE Internal #: 553443-4

PCB D-Sub Connectors, Receptacle, Cable-to-Board, 50 Position,
2.16 mm [.085 in] Centerline, 2 Row, Standard Profile, Vertical, PCB
Mount Retention

[View on TE.com >](#)



Connectors > D-Shaped Connectors > D-Sub Connectors > PCB D-Sub Connectors > D-Sub Receptacle Assembly: Vertical, Action Pin, 2.16mm



Connector & Housing Type: **Receptacle**

Connector System: **Cable-to-Board**

Number of Positions: **50**

Centerline (Pitch): **2.16 mm [.085 in]**

Number of Rows: **2**

[All D-Sub Receptacle Assembly: Vertical, Action Pin, 2.16mm \(10\)](#)

Features

Product Type Features

Connector & Housing Type	Receptacle
Connector System	Cable-to-Board
Connector & Contact Terminates To	Printed Circuit Board

Configuration Features

Number of Positions	50
Number of Rows	2
PCB Mount Orientation	Vertical

Body Features

Primary Product Color	Black
Connector Profile	Standard

Contact Features

Contact Options	Installed
-----------------	-----------



Contact Mating Area Plating Material Thickness	.76 μ m
--	-------------

Contact Mating Area Plating Material	Gold
--------------------------------------	------

Contact Base Material	Copper Alloy
-----------------------	--------------

Contact Current Rating (Max)	3 A
------------------------------	-----

Termination Features

Rectangular Termination Post & Tail Thickness	.48 mm[.018 in]
---	-----------------

Rectangular Termination Post & Tail Width	.66 mm[.026 in]
---	-----------------

Termination Post & Tail Length	4.58 mm
--------------------------------	---------

Termination Method to Printed Circuit Board	Through Hole - Press-Fit
---	--------------------------

Mechanical Attachment

Mounting Hole Diameter	3.3 mm
------------------------	--------

Panel Attachment Style	Rear Mount
------------------------	------------

PCB Mount Retention	With
---------------------	------

PCB Mount Retention Type	Action/Compliant Tail
--------------------------	-----------------------

Mating Retention	Without
------------------	---------

Connector Mounting Type	Panel Mount
-------------------------	-------------

Housing Features

Housing Material	Polyester
------------------	-----------

Centerline (Pitch)	2.16 mm[.085 in]
--------------------	------------------

Dimensions

PCB Thickness (Recommended)	1.57 – 3.18 mm[.062 – .125 in]
-----------------------------	--------------------------------

Row-to-Row Spacing	4.06 mm[.16 in]
--------------------	-----------------

Usage Conditions

Operating Temperature Range	-55 – 105 °C[-67 – 221 °F]
-----------------------------	----------------------------

Operation/Application

Shielded	No
----------	----

Circuit Application	Signal
---------------------	--------

Industry Standards

UL Flammability Rating	UL 94V-0
------------------------	----------

Packaging Features

Packaging Quantity	20
--------------------	----

Packaging Method	Tray
------------------	------

Product Compliance

[For compliance documentation, visit the product page on TE.com>](#)

EU RoHS Directive 2011/65/EU	Compliant
EU ELV Directive 2000/53/EC	Compliant
China RoHS 2 Directive MIIT Order No 32, 2016	No Restricted Materials Above Threshold
EU REACH Regulation (EC) No. 1907/2006	Current ECHA Candidate List: JAN 2024 (240) Candidate List Declared Against: JAN 2024 (240) Does not contain REACH SVHC
Halogen Content	Not Low Halogen - contains Br or Cl > 900 ppm.
Solder Process Capability	Not applicable for solder process capability

Product Compliance Disclaimer

This information is provided based on reasonable inquiry of our suppliers and represents our current actual knowledge based on the information they provided. This information is subject to change. The part numbers that TE has identified as EU RoHS compliant have a maximum concentration of 0.1% by weight in homogenous materials for lead, hexavalent chromium, mercury, PBB, PBDE, DBP, BBP, DEHP, DIBP, and 0.01% for cadmium, or qualify for an exemption to these limits as defined in the Annexes of Directive 2011/65/EU (RoHS2). Finished electrical and electronic equipment products will be CE marked as required by Directive 2011/65/EU. Components may not be CE marked. Additionally, the part numbers that TE has identified as EU ELV compliant have a maximum concentration of 0.1% by weight in homogenous materials for lead, hexavalent chromium, and mercury, and 0.01% for cadmium, or qualify for an exemption to these limits as defined in the Annexes of Directive 2000/53/EC (ELV). Regarding the REACH Regulation, the information TE provides on SVHC in articles for this part number is based on the latest European Chemicals Agency (ECHA) 'Guidance on requirements for substances in articles' posted at this URL: <https://echa.europa.eu/guidance-documents/guidance-on-reach>


Compatible Parts



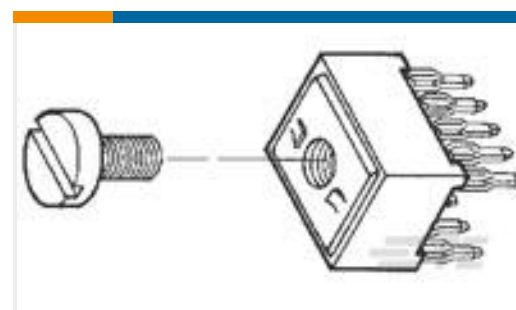
Customers Also Bought



TE Part #554758-1
PLUG ASSY, 50 POSN, ACTION PIN



TE Part #1744382-8
08P MTA100 HDR ASSY,SM,SN, LF



TE Part #5055556-9
10 POWER TAP ASSY .125



TE Part #5557785-1
MJ,8POS,R/A,LPF




TE Part #5222006-1
RECEPTACLE,PRESS FIT,COML BNC



TE Part #1-338084-3
4P.INV.MOD.JACK,PCB



TE Part #1-338086-3
6/6 INV.MOD JACK



TE Part #5536511-3
2MM FB,ASY,096,SIG,REC,EN,3.55



TE Part #1-552027-1
STRAIN RELIEF, 50 POS, CHAMP



TE Part #1-552296-1
STRAIN RELIEF 64 POS BLACK

Documents

Product Drawings

[ASSY RCPT,ACTION PIN,CHAMP-LOK](#)

English

CAD Files

Customer View Model

[ENG_CVM_CVM_553443-4_Z.2d_dxf.zip](#)

English

3D PDF

3D

Customer View Model

[ENG_CVM_CVM_553443-4_Z.3d_igs.zip](#)

English

Customer View Model

[ENG_CVM_CVM_553443-4_Z.3d_stp.zip](#)

English

By downloading the CAD file I accept and agree to the [Terms and Conditions](#) of use.

Product Specifications



[Application Specification](#)

English

[Application Specification](#)

English

[CHAMP Action Pin Connectors](#)

English

[Instruction Sheets](#)

[Instruction Sheet \(U.S.\)](#)

English

[AMP CHAMP ACTION PIN Connectors \(Preloaded\)](#)

English

[Agency Approvals](#)

[CSA Certificate](#)

English