

5499345-4 ✓ ACTIVE



## AMP-LATCH | AMP-LATCH Universal Headers

TE Internal #: 5499345-4

Ribbon Cable Connectors, Board-to-Board, 20 Position, 2.54 mm [.1 in] Centerline, Right Angle, Through Hole - Solder, AMP-LATCH Universal Headers

[View on TE.com >](#)

Connectors > PCB Connectors > Wire-to-Board Connectors > FFC, FPC & Ribbon Connectors > Ribbon Cable Connectors >

### AMP-LATCH UNIVERSAL HEADERS



Connector System: **Board-to-Board**

Number of Positions: **20**

Centerline (Pitch): **2.54 mm [.1 in]**

PCB Mount Retention: **Without**

PCB Mount Orientation: **Right Angle**

[All AMP-LATCH UNIVERSAL HEADERS \(525\)](#)

## Features

### Product Type Features

Connector Type	Header
Ribbon Cable Connector Header Type	Universal Ejection Pin Headers
Connector Mating Latch & Lock Type	Short
Connector Product Type	Connector Assembly
Connector System	Board-to-Board
Connector & Housing Type	Plug
Connector & Contact Terminates To	Printed Circuit Board

### Configuration Features

Number of Positions	20
PCB Mount Orientation	Right Angle
Number of Rows	2

### Electrical Characteristics



Insulation Resistance	5000 MΩ
Operating Voltage	250 VAC

### Body Features

Mating Retention Feature Color	Black
Mating Retention Feature Material	Thermoplastic with Glass Fill
Connector Profile	Standard

### Contact Features

Mating Square Post Dimension	.64 mm[.025 in]
PCB Contact Termination Area Plating Material Thickness	2.54 μm[100 μin]
Contact Type	Pin
Contact Mating Area Plating Material Thickness	.76 μm[30 μin]
Contact Mating Area Plating Material	Gold or Gold Flash over Palladium Nickel
PCB Contact Termination Area Plating Material Finish	Matte
Contact Shape & Form	Square
Contact Underplating Material	Nickel, Palladium Nickel
PCB Contact Termination Area Plating Material	Tin
Contact Base Material	Brass
Contact Current Rating (Max)	1 A

### Termination Features

Round Termination Post & Tail Diameter	.64 mm[.025 in]
Termination Post & Tail Length	2.79 mm[.11 in]
Termination Method to Printed Circuit Board	Through Hole - Solder

### Mechanical Attachment

Mating Alignment	With
Contact Retention Type Within Housing	Press-Fit
PCB Mount Alignment	Without
Panel Mount Feature	Without
Panel Mount Feature Type	Mounting Ears
PCB Mount Retention	Without
Mating Alignment Type	Center & Dual
Mating Retention	With
Mating Retention Type	Ejection Latch



Connector Mounting Type

Board Mount

### Housing Features

Housing Material

Glass Filled Nylon/Polyester

Housing Color

Black

Centerline (Pitch)

2.54 mm [.1 in]

### Dimensions

Shrouded End Dimension

3.81 mm [.15 in]

Connector Length

44.7 mm [1.76 in]

Connector Height

13.94 mm [.548 in]

PCB Thickness (Recommended)

1.57 mm [.062 in]

Row-to-Row Spacing

2.54 mm [.1 in]

### Usage Conditions

Housing Temperature Rating

Standard

Operating Temperature Range

-65 – 105 °C [-85 – 221 °F]

### Operation/Application

Circuit Application

Signal

### Industry Standards

UL Flammability Rating

UL 94V-0

### Packaging Features

Packaging Quantity

24

Packaging Method

Tray

### Other

Comment

For Use With Receptacles Without Strain Relief

### Product Compliance

For compliance documentation, visit the product page on [TE.com](#)>

EU RoHS Directive 2011/65/EU

Compliant

EU ELV Directive 2000/53/EC

Compliant

China RoHS 2 Directive MIIT Order No 32, 2016

No Restricted Materials Above Threshold

EU REACH Regulation (EC) No. 1907/2006

Current ECHA Candidate List: JUNE 2022 (224)



Candidate List Declared Against: JUNE 2022 (224)  
Does not contain REACH SVHC

Halogen Content	Not Low Halogen - contains Br or Cl > 900 ppm.
Solder Process Capability	Wave solder capable to 265°C

Product Compliance Disclaimer

This information is provided based on reasonable inquiry of our suppliers and represents our current actual knowledge based on the information they provided. This information is subject to change. The part numbers that TE has identified as EU RoHS compliant have a maximum concentration of 0.1% by weight in homogenous materials for lead, hexavalent chromium, mercury, PBB, PBDE, DBP, BBP, DEHP, DIBP, and 0.01% for cadmium, or qualify for an exemption to these limits as defined in the Annexes of Directive 2011/65/EU (RoHS2). Finished electrical and electronic equipment products will be CE marked as required by Directive 2011/65/EU. Components may not be CE marked. Additionally, the part numbers that TE has identified as EU ELV compliant have a maximum concentration of 0.1% by weight in homogenous materials for lead, hexavalent chromium, and mercury, and 0.01% for cadmium, or qualify for an exemption to these limits as defined in the Annexes of Directive 2000/53/EC (ELV). Regarding the REACH Regulation, the information TE provides on SVHC in articles for this part number is based on the latest European Chemicals Agency (ECHA) 'Guidance on requirements for substances in articles' posted at this URL: <https://echa.europa.eu/guidance-documents/guidance-on-reach>

### Compatible Parts

TE Part # 1-1658526-2  
609-2030LF FEM SOCKET, LEAD FREE

TE Part # 3-1658526-0  
609-2000MLF=FSKT IDC S 20 30AU

### Also in the Series | AMP-LATCH Universal Headers

Ribbon Cable Connectors(525)

Ribbon Connector Accessories(13)

### Customers Also Bought



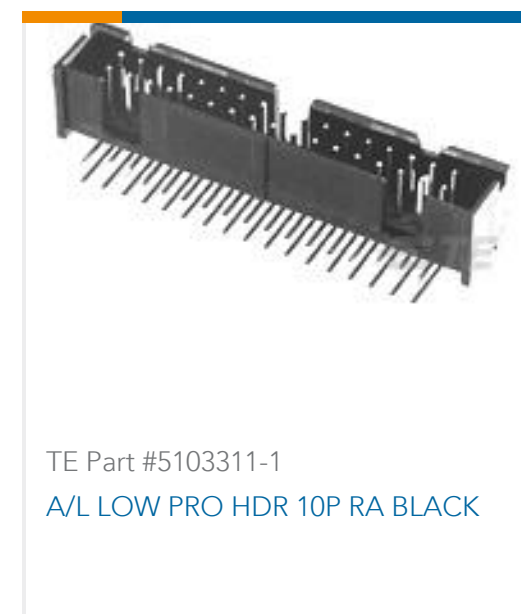
TE Part #5-1393789-1  
V23079G2003B301



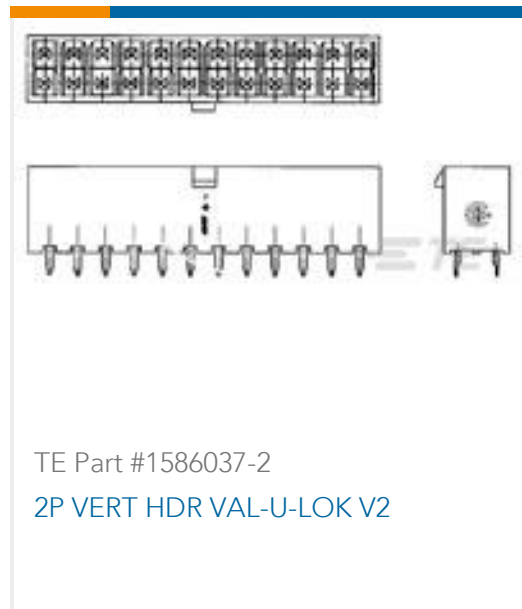
TE Part #1625826-8  
TL2B R068 1%



TE Part #1761606-5  
IDC LOW PRO HDR 14P VERT LG LA



TE Part #5103311-1  
A/L LOW PRO HDR 10P RA BLACK




TE Part #1586037-2  
2P VERT HDR VAL-U-LOK V2



TE Part #5-103635-4  
05 MTE HDR SRRA LTCH.100CL LF



TE Part #6-5535512-3  
08 MODII HORZ DR CE EESS .100



TE Part #826925-3  
03P MODU 2 PIN HDR.



TE Part #292448-1  
3.0mm PITCH 3P SMT ASSEMBLY  
BATTERY CONN



TE Part #5-828296-0  
50P MOD 2 STIFT LEI

## Documents

### Product Drawings

[A/L UNIV HDR 20P RA SHT LAT](#)

English

### CAD Files

[3D PDF](#)

3D

Customer View Model

[ENG\\_CVM\\_CVM\\_5499345-4\\_C.2d\\_dxf.zip](#)

English

Customer View Model

[ENG\\_CVM\\_CVM\\_5499345-4\\_C.3d\\_igs.zip](#)

English

Customer View Model

[ENG\\_CVM\\_CVM\\_5499345-4\\_C.3d\\_stp.zip](#)

English

By downloading the CAD file I accept and agree to the [Terms and Conditions](#) of use.

## Product Specifications



### Product Specification

English

---

### Product Environmental Compliance

#### Product Compliance

English

#### Product Compliance

English

---

### Agency Approvals

#### Agency Approval Document

English