



Connectors > RF Connectors > Coax Connectors



RF Interface: **BNC**

RF Connector Style: **Plug**

RF Connector Mated Outer Diameter (Approximate): **14.53 mm [.572 in]**

Impedance: **50 Ω**

Compatible With RF Cable Type: **RG 179, RG 187**

Features

Product Type Features

| | |
|-----------------------------------|----------------|
| RF Interface | BNC |
| RF Connector Style | Plug |
| Compatible With RF Cable Type | RG 179, RG 187 |
| Connector System | Cable-to-Cable |
| Sealable | No |
| Connector & Contact Terminates To | Wire & Cable |

Configuration Features

| | |
|----------------------------|---|
| Number of Positions | 1 |
| Number of Coaxial Contacts | 1 |

Electrical Characteristics

| | |
|-----------|------|
| Impedance | 50 Ω |
|-----------|------|

Body Features

| | |
|-----------------------------|-------------|
| Cable Connector Orientation | Right Angle |
| Body Material | Zinc |
| Body Plating Material | Nickel |

Contact Features

| | |
|---|--------------------|
| RF Connector Center Contact Underplating Material | Nickel |
| | 1080 μ m |
| Crimp Type | Hexagonal Crimping |
| RF Connector Center Contact Plating Material | Gold |
| RF Connector Center Contact Material | Beryllium Copper |

Termination Features

| | |
|------------------------------------|-----------|
| Termination Method to Wire & Cable | Hex Crimp |
|------------------------------------|-----------|

Mechanical Attachment

| | |
|---------------------------------|----------------------------|
| RF Connector Coupling Mechanism | Bayonet |
| Connector Mounting Type | Cable Mount (Free-Hanging) |
| RF Contact Captivation Method | Mechanical |
| Detent | With |

Dimensions

| | |
|---|-------------------|
| RF Connector Mated Outer Diameter (Approximate) | 14.53 mm[.572 in] |
|---|-------------------|

Usage Conditions

| | |
|-----------------------------|---------------------------|
| Insulation Option | Uninsulated |
| Operating Temperature Range | -55 – 85 °C[-67 – 185 °F] |

Operation/Application

| | |
|---------------------|-------|
| Operating Frequency | 4 GHz |
|---------------------|-------|

Packaging Features

| | |
|------------------|--------|
| Packaging Method | Carton |
|------------------|--------|

Other

| | |
|----------------------------|-------------------|
| Coupling Nut Base Material | Brass |
| Grade | Commercial |
| Dielectric Material | Polymethylpentene |

Product Compliance

[For compliance documentation, visit the product page on TE.com>](#)

| | |
|---|--------------------------------------|
| EU RoHS Directive 2011/65/EU | Compliant with Exemptions |
| EU ELV Directive 2000/53/EC | Compliant with Exemptions |
| China RoHS 2 Directive MIIT Order No 32, 2016 | Restricted Materials Above Threshold |

EU REACH Regulation (EC) No. 1907/2006

Current ECHA Candidate List: JUNE 2024
(241)

Candidate List Declared Against: JUL 2021
(219)

SVHC > Threshold:

Pb (3.7% in Component Part)

Article Safe Usage Statements:

Do not eat, drink or smoke when using this product. Wash thoroughly after handling. Recycle if possible and dispose of the article by following all applicable governmental regulations relevant to your geographic location.

Halogen Content

BFR/CFR/PVC Free, but Br/Cl >900 ppm in other sources.

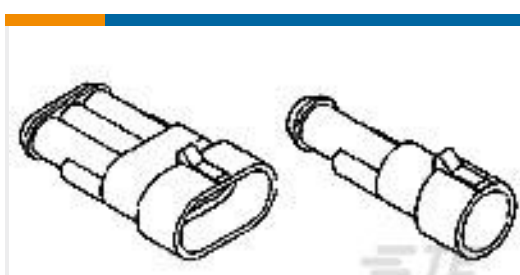
Solder Process Capability

Not applicable for solder process capability

Product Compliance Disclaimer

This information is provided based on reasonable inquiry of our suppliers and represents our current actual knowledge based on the information they provided. This information is subject to change. The part numbers that TE has identified as EU RoHS compliant have a maximum concentration of 0.1% by weight in homogenous materials for lead, hexavalent chromium, mercury, PBB, PBDE, DBP, BBP, DEHP, DIBP, and 0.01% for cadmium, or qualify for an exemption to these limits as defined in the Annexes of Directive 2011/65/EU (RoHS2). Finished electrical and electronic equipment products will be CE marked as required by Directive 2011/65/EU. Components may not be CE marked. Additionally, the part numbers that TE has identified as EU ELV compliant have a maximum concentration of 0.1% by weight in homogenous materials for lead, hexavalent chromium, and mercury, and 0.01% for cadmium, or qualify for an exemption to these limits as defined in the Annexes of Directive 2000/53/EC (ELV). Regarding the REACH Regulation, the information TE provides on SVHC in articles for this part number is based on the latest European Chemicals Agency (ECHA) 'Guidance on requirements for substances in articles' posted at this URL: <https://echa.europa.eu/guidance-documents/guidance-on-reach>

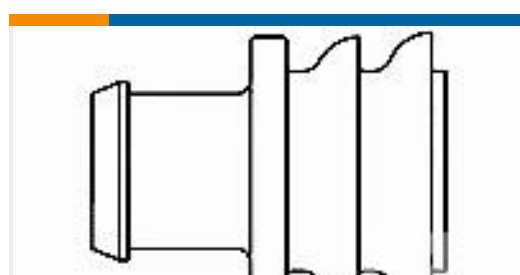
Customers Also Bought



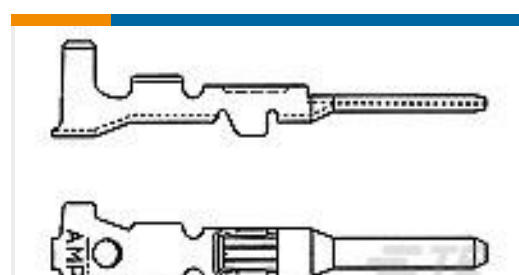
TE Part #282105-1
AMP SUPERSEAL 1.5 SERIES 3P CA



TE Part #2-520184-2
ULTRAFast 250 ASSY REC 22-18
TPBR LP



TE Part #281934-2
SINGLE WIRE SEAL



TE Part #282404-1
MINI MIC SRS TAB CONT



TE Part #5415484-1
PLUG,CBL,RTANG,MINI-75 OHM SMB

Documents

Product Drawings

BNC HEX RT ANG PLUG 50 OHM



English

CAD Files

3D PDF

3D

Customer View Model

[ENG_CVM_CVM_5413959-4_A.2d_dxf.zip](#)

English

Customer View Model

[ENG_CVM_CVM_5413959-4_A.3d_igs.zip](#)

English

Customer View Model

[ENG_CVM_CVM_5413959-4_A.3d_stp.zip](#)

English

By downloading the CAD file I accept and agree to the [Terms and Conditions](#) of use.

Datasheets & Catalog Pages

BNC Connectors

English