

53115-2 ✓ ACTIVE

PIDG

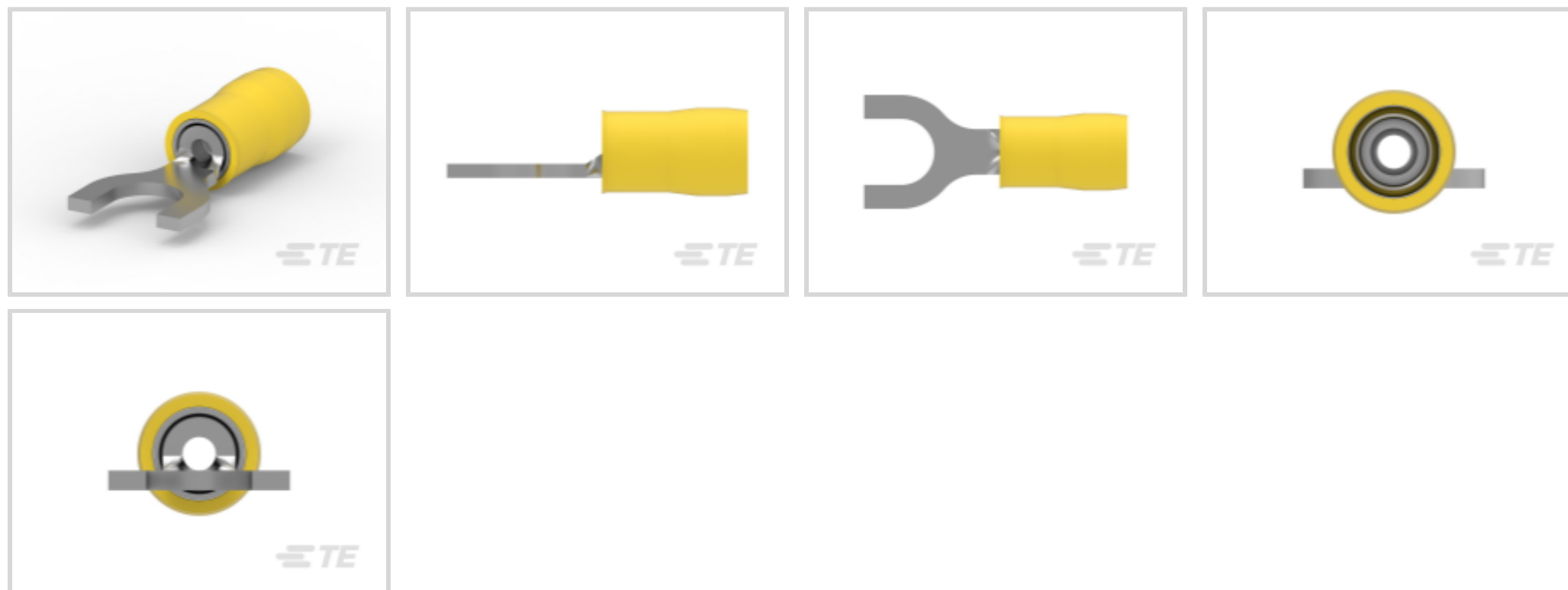
TE Internal #: 53115-2

Spade Tongue Terminal, 26 – 24 AWG, M3.5 / #6 Stud Size, 3.51 mm [.138 in] Stud Diameter, Closed Barrel, Straight, Tin, Partially Insulated

[View on TE.com >](#)



Terminals & Splices > Spade Terminals > PIDG Spade Tongue Terminals



Spade Terminal Type: **Spade Tongue Terminal**

Wire Size: **238 – 475 CMA**

Stud Size: **#6, M3.5**

[All PIDG Spade Tongue Terminals \(63\)](#)

Features

Product Type Features

Stud Size	#6, M3.5
Sealable	No
Wire Insulation Support Retention Type	Insulation Support

Body Features

Insulation Sleeve Color	Yellow
Stripe Color	Yellow

Contact Features

Spade Terminal Type	Spade Tongue Terminal
Barrel Type	Closed
Terminal Orientation	Straight
Terminal Plating Material	Tin

Mechanical Attachment

Wire Insulation Support	With
-------------------------	------

Dimensions



Wire Size	238 – 475 CMA
Stud Diameter	3.51 mm [.138 in]
Tongue Thickness	.69 mm [.027 in]
Product Length	16.05 mm [.632 in]
Compatible Insulation Diameter (Max)	2.41 mm [.095 in]
Compatible Insulation Diameter Range	1.27 – 2.41 mm [.05 – .095 in]

Usage Conditions

Insulation Option	Partially Insulated
Operating Temperature Range	170 °C [338 °F]

Operation/Application

Compatible With Wire Base Material	Copper
Compatible With Wire Plating Material	Tin

Industry Standards

Government Qualified Terminal	No
-------------------------------	----

Packaging Features

Packaging Quantity	2500
Packaging Method	Tape Mounted

Product Compliance

[For compliance documentation, visit the product page on TE.com>](#)

EU RoHS Directive 2011/65/EU	Compliant
EU ELV Directive 2000/53/EC	Compliant
China RoHS 2 Directive MIIT Order No 32, 2016	No Restricted Materials Above Threshold
EU REACH Regulation (EC) No. 1907/2006	Current ECHA Candidate List: JUNE 2024 (241) Candidate List Declared Against: JAN 2024 (240) Does not contain REACH SVHC
Halogen Content	Low Halogen - Br, Cl, F, I < 900 ppm per homogenous material. Also BFR/CFR/PVC Free
Solder Process Capability	Not applicable for solder process capability

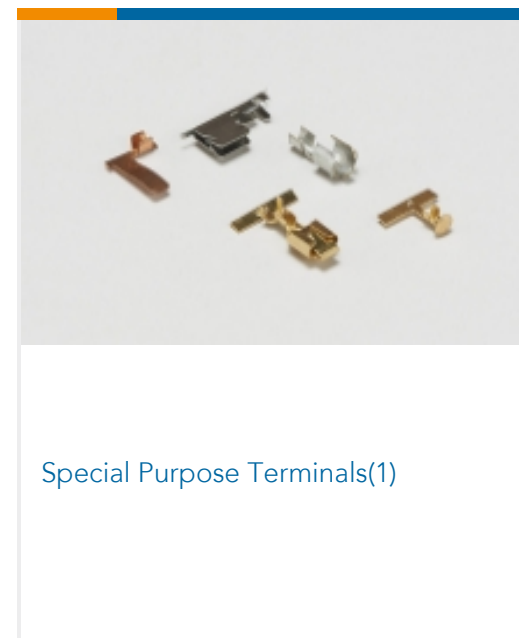
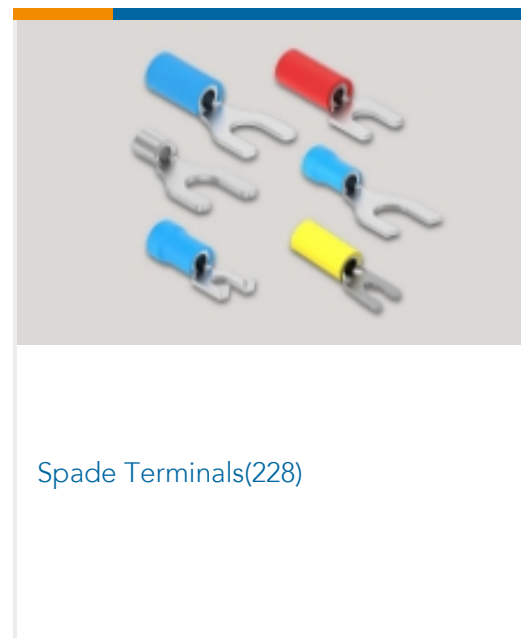
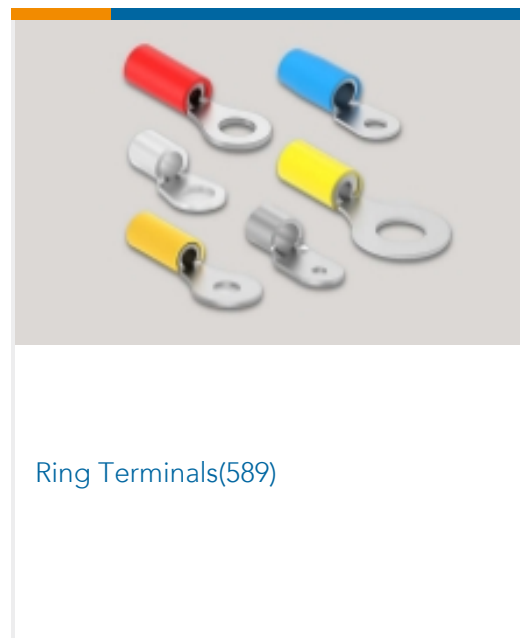
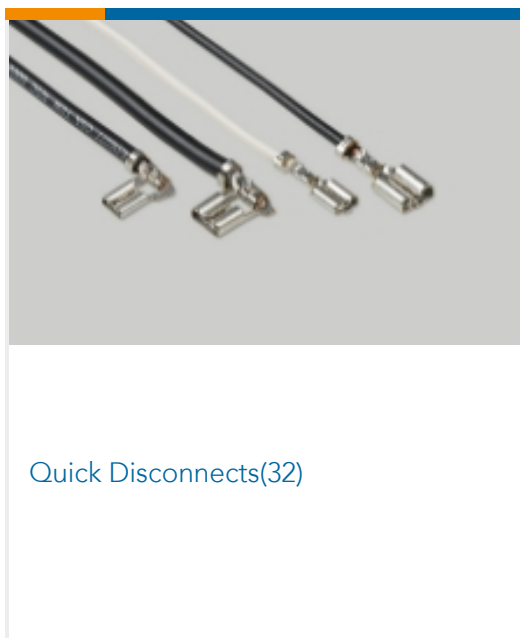

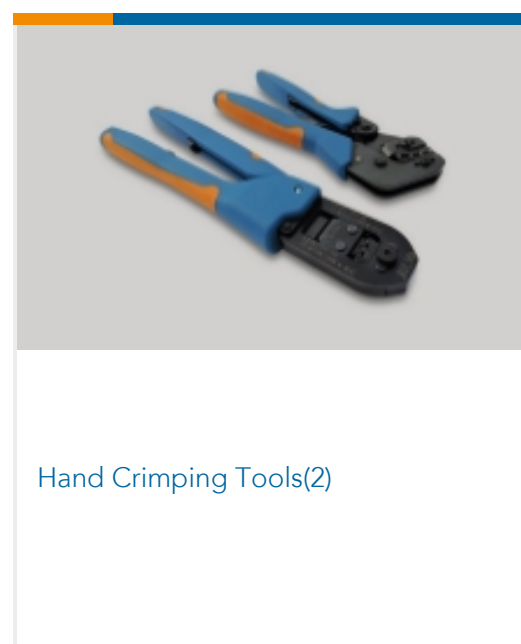
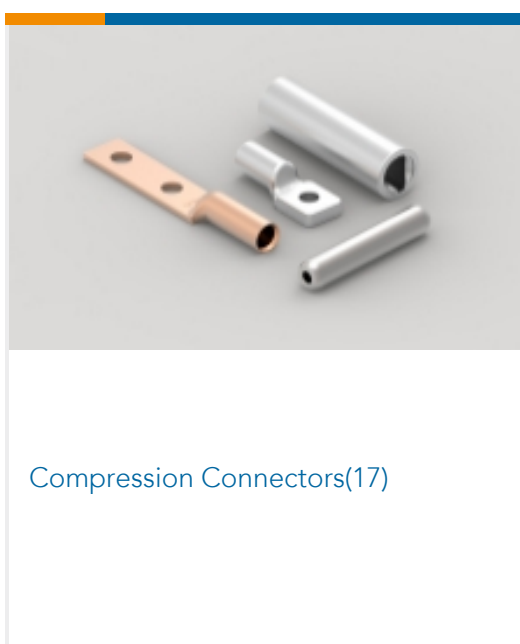
Product Compliance Disclaimer

This information is provided based on reasonable inquiry of our suppliers and represents our current actual knowledge based on the information they provided. This information is subject to change. The part numbers that TE has identified as EU RoHS compliant have a maximum concentration of 0.1% by weight in homogenous materials for lead, hexavalent chromium, mercury, PBB, PBDE, DBP, BBP, DEHP, DIBP, and 0.01% for cadmium, or qualify for an exemption to these limits as defined in the Annexes of Directive 2011/65/EU (RoHS2). Finished electrical and electronic equipment products will be CE marked as required by Directive 2011/65/EU. Components may not be CE marked. Additionally, the part numbers that TE has identified as EU ELV compliant have a maximum concentration of 0.1% by weight in homogenous materials for lead, hexavalent chromium, and mercury, and 0.01% for cadmium, or qualify for an exemption to these limits as defined in the Annexes of Directive 2000/53/EC (ELV). Regarding the REACH Regulation, the information TE provides on SVHC in articles for this part number is based on the latest European Chemicals Agency (ECHA) 'Guidance on requirements for substances in articles' posted at this URL: <https://echa.europa.eu/guidance-documents/guidance-on-reach>

Compatible Parts



Also in the Series | PIDG





Splices(40)

Customers Also Bought



TE Part #2-322777-1
PIDG SPDFLG 22-16COMM22-18MIL6



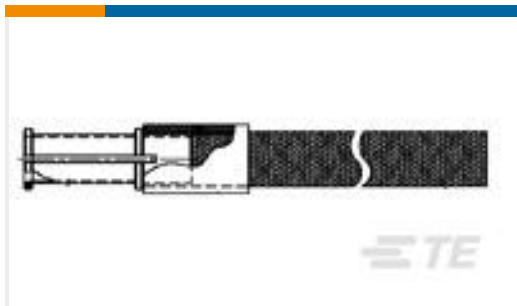
TE Part #5520470-3
MJ,R/A,6P/6C,TRAY PACK



TE Part #34155
PG SPD 22-16 COMM 22-18 MIL 8



TE Part #1-1624323-0
UPW50 0.1% 5PPM 250R



TE Part #A00381-000
FLX40-040-01



TE Part #YDTS20F19-35PNV001
RECP ASSY




TE Part #34110
SOLIS R 22-16 COMM 22-18 MIL 6



TE Part #EL93382001
VERSAFIT-3/16-9-STK



TE Part #5-1415020-1
RT134012F



TE Part #1902937-1
C/A, BATTERY, BLUNT CUT, 24 IN LONG

Documents

Product Drawings

[TERMINAL,PIDG SPD 26-24 6](#)

English

CAD Files

[3D PDF](#)

3D

[Customer View Model](#)

[ENG_CVM_CVM_53115-2_E.2d_dxf.zip](#)

53115-2

Spade Tongue Terminal, 26 – 24 AWG, M3.5 / #6 Stud Size, 3.51 mm [.138 in] Stud Diameter, Closed Barrel, Straight, Tin, Partially Insulated



English

Customer View Model

[ENG_CVM_CVM_53115-2_E.3d_igs.zip](#)

English

Customer View Model

[ENG_CVM_CVM_53115-2_E.3d_stp.zip](#)

English

By downloading the CAD file I accept and agree to the [Terms and Conditions](#) of use.