

52925 ✓ ACTIVE

PIDG

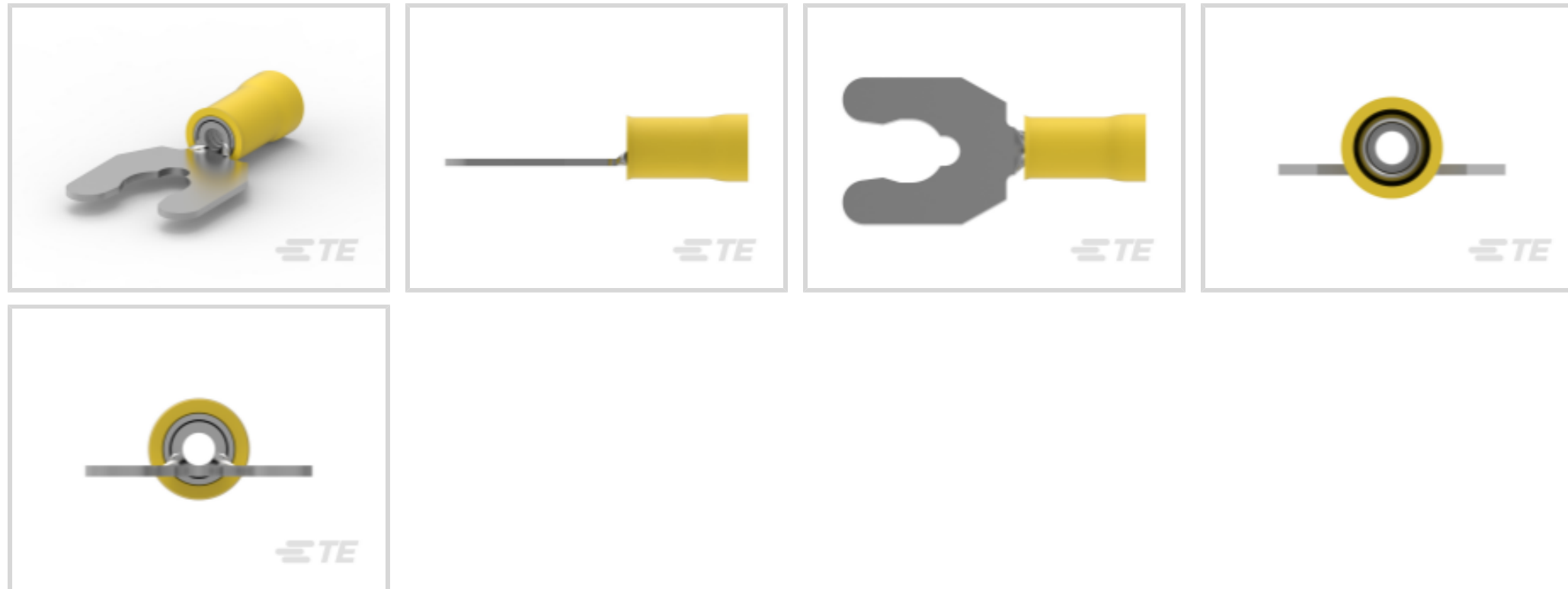
TE Internal #: 52925

Spring Spade Terminal, 26 – 22 AWG, #8 / M4 Stud Size, 4.17 mm [.164 in] Stud Diameter, Closed Barrel, Straight, Tin, Partially Insulated, PIDG

[View on TE.com >](#)



Terminals & Splices > Spade Terminals > PIDG Long Spring Spade Tongue Terminals



Spade Terminal Type: **Spring Spade Terminal**

Wire Size: **202 – 810 CMA**

Stud Size: **#8, M4**

[All PIDG Long Spring Spade Tongue Terminals \(50\)](#)

Features

Product Type Features

Stud Size	#8, M4
Sealable	No
Wire Insulation Support Retention Type	Insulation Support

Body Features

Insulation Sleeve Color	Yellow
Stripe Color	Yellow

Contact Features

Spade Terminal Type	Spring Spade Terminal
Barrel Type	Closed
Terminal Orientation	Straight
Terminal Plating Material	Tin

Mechanical Attachment

Wire Insulation Support	With
-------------------------	------

Dimensions



Wire Size	202 – 810 CMA
Stud Diameter	4.17 mm[.164 in]
Tongue Thickness	.5 mm[.02 in]
Product Length	16.5 mm[.651 in]
Compatible Insulation Diameter (Max)	2.08 mm[.082 in]
Compatible Insulation Diameter Range	1.27 – 2.08 mm[.05 – .082 in]

Usage Conditions

Insulation Option	Partially Insulated
Operating Temperature Range	105 °C[221 °F]

Operation/Application

Compatible With Wire Base Material	Copper
Compatible With Wire Plating Material	Tin

Industry Standards

Government Qualified Terminal	No
-------------------------------	----

Packaging Features

Packaging Quantity	1000
Packaging Method	Loose Piece

Product Compliance

[For compliance documentation, visit the product page on TE.com>](#)

EU RoHS Directive 2011/65/EU	Compliant
EU ELV Directive 2000/53/EC	Compliant
China RoHS 2 Directive MIIT Order No 32, 2016	No Restricted Materials Above Threshold
EU REACH Regulation (EC) No. 1907/2006	Current ECHA Candidate List: JUNE 2024 (241) Candidate List Declared Against: JAN 2024 (240) Does not contain REACH SVHC
Halogen Content	Low Halogen - Br, Cl, F, I < 900 ppm per homogenous material. Also BFR/CFR/PVC Free
Solder Process Capability	Not applicable for solder process capability

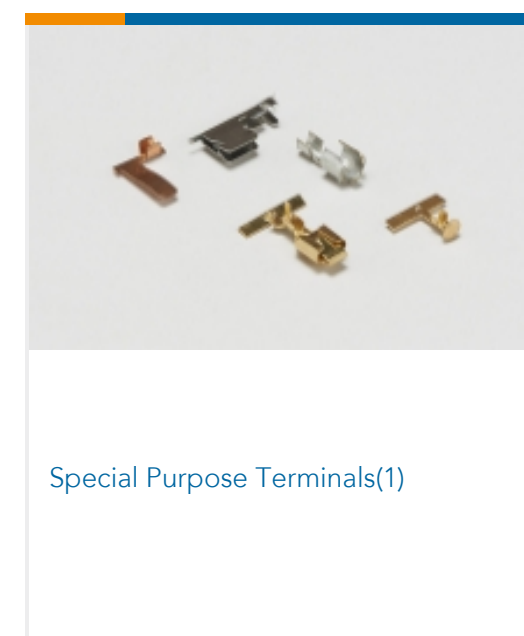
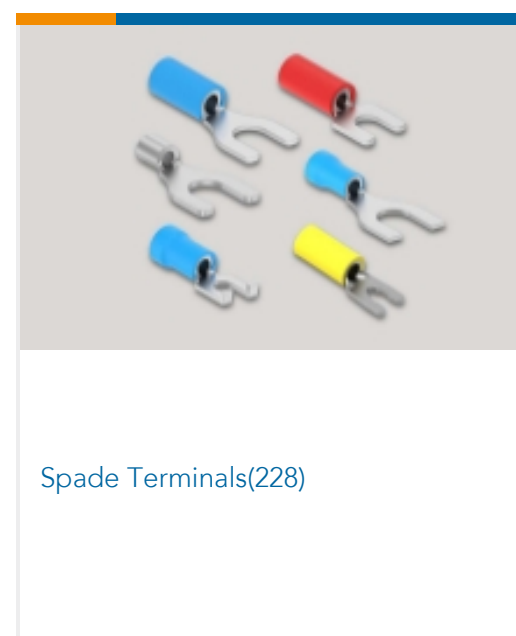
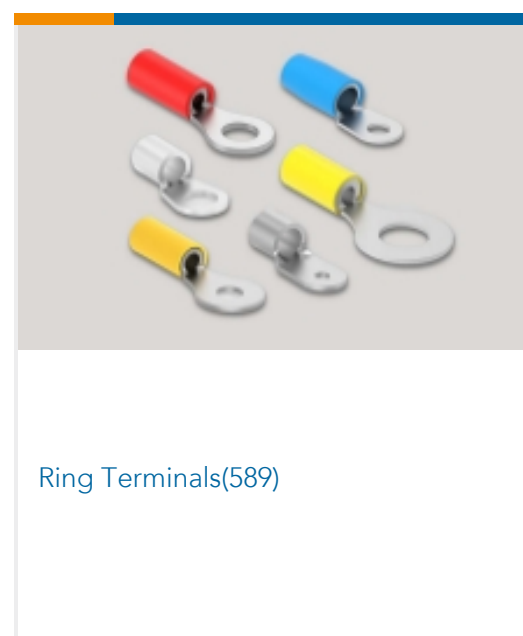
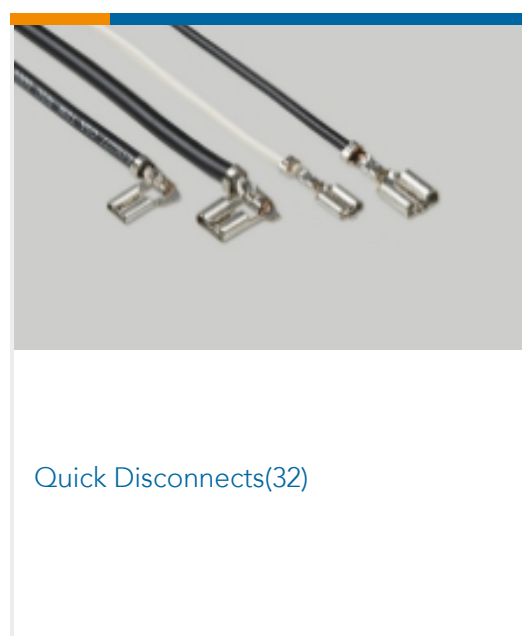

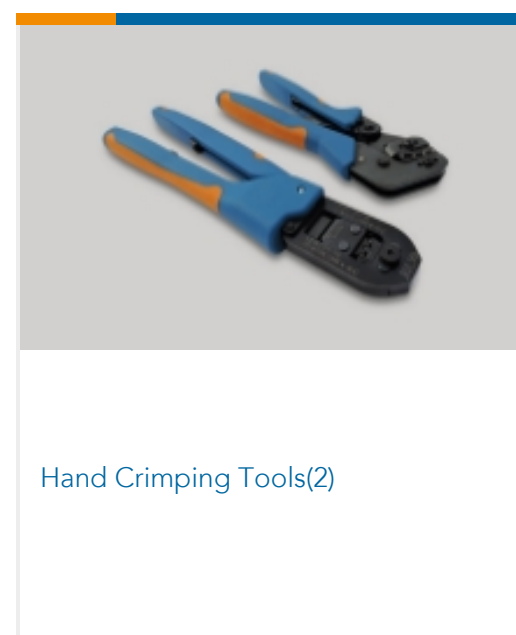
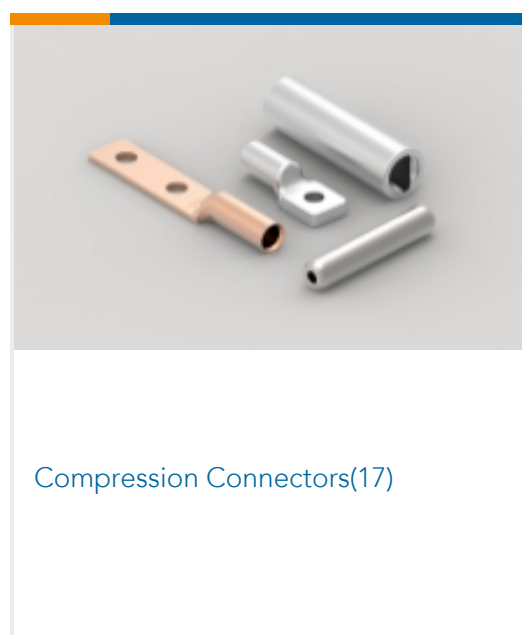
Product Compliance Disclaimer

This information is provided based on reasonable inquiry of our suppliers and represents our current actual knowledge based on the information they provided. This information is subject to change. The part numbers that TE has identified as EU RoHS compliant have a maximum concentration of 0.1% by weight in homogenous materials for lead, hexavalent chromium, mercury, PBB, PBDE, DBP, BBP, DEHP, DIBP, and 0.01% for cadmium, or qualify for an exemption to these limits as defined in the Annexes of Directive 2011/65/EU (RoHS2). Finished electrical and electronic equipment products will be CE marked as required by Directive 2011/65/EU. Components may not be CE marked. Additionally, the part numbers that TE has identified as EU ELV compliant have a maximum concentration of 0.1% by weight in homogenous materials for lead, hexavalent chromium, and mercury, and 0.01% for cadmium, or qualify for an exemption to these limits as defined in the Annexes of Directive 2000/53/EC (ELV). Regarding the REACH Regulation, the information TE provides on SVHC in articles for this part number is based on the latest European Chemicals Agency (ECHA) 'Guidance on requirements for substances in articles' posted at this URL: <https://echa.europa.eu/guidance-documents/guidance-on-reach>

Compatible Parts



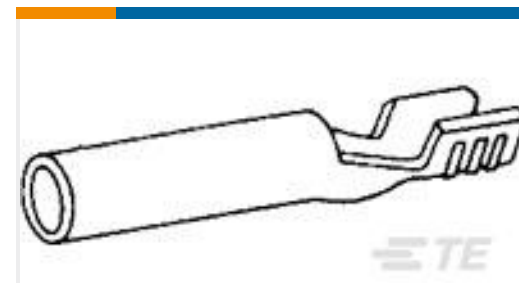
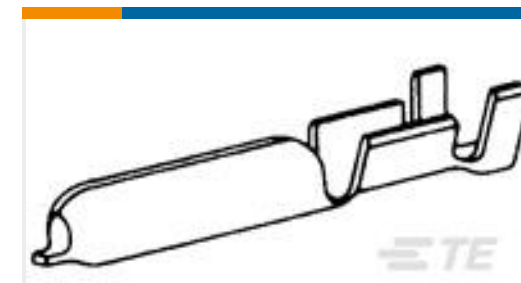

Also in the Series | PIDG





Splices(40)

Customers Also Bought

TE Part #4-6609107-5
PS0SXSSXA=C1099TE Part #794912-1
6 POS UMNL CIR CAP HSGTE Part #63381-1
PIN .125 TERMINAL REC 22-18 AWG
BRTE Part #62074-1
PIN .125 (3.17 MM) 24-20 AWG 0.42 BRTE Part #3-2176507-3
CJP 200W 270R 5% LeadTE Part #2176512-7
CJP 800W 6R8 5% LeadTE Part #2176380-9
RQ 0805 1K4 0.1% 10PPM 5K RLTE Part #2176391-6
RQ 1206 14K 0.1% 10PPM 5K RLTE Part #327948
TERMINAL,PIDG RECT 12-10 8TE Part #1-2176526-9
3503G 2B 78R7 1% 5K RL

Documents

Product Drawings

[TERMINAL,PIDG SPR SPD 26-22 8](#)

English

CAD Files

[3D PDF](#)

3D

[Customer View Model](#)

[ENG_CVM_CVM_52925_L.2d_dxf.zip](#)



English

Customer View Model

[ENG_CVM_CVM_52925_L.3d_igs.zip](#)

English

Customer View Model

[ENG_CVM_CVM_52925_L.3d_stp.zip](#)

English

By downloading the CAD file I accept and agree to the [Terms and Conditions](#) of use.

Instruction Sheets

[AMP* PIDG* \(VINYL\) & PLASTI-GRIP* SHORT SPRING SPADE TERMINALS FOR BAR](#)

English

[Instruction Sheet \(U.S.\)](#)

English

Agency Approvals

[UL Report](#)

English