

THIS DRAWING IS UNPUBLISHED. RELEASED FOR PUBLICATION 2011
 © COPYRIGHT 2011 Tyco Electronics AMP GmbH ALL RIGHTS RESERVED.

LOC	DIST	REVISIONS					
AI	-	P	LTR	DESCRIPTION	DATE	DWN	APVD
			A	INITIAL REVISION	27SEP2011	BM	LB

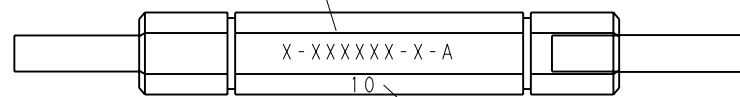
THE GAUGE PACKAGE CONSISTS OF:

ITEM	QTY	DESCRIPTION	PART-NO.
1	1	WIRE/SLIP GAUGE, HANDTOOL	X-XXXXXX-X
2	1	CASE	523225-1
3	1	CERTIFICATE OF CALIBRATION	GAUGE SPECIFIC

**LABELING OF THE GAUGE:
THE VALUES ARE FOR EXAMPLE ONLY!**

EACH VIEW OF THE GAUGE IS SHOWN AT A ROTATION OF 60 DEGREES


TE-PART-NO.+REVISION



WIRE SIZE (AWG)

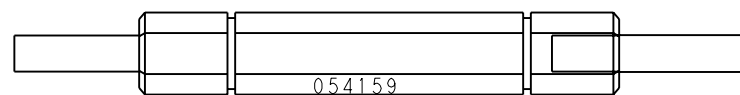
WIRE GO SIZE (GREEN)

WIRE NO-GO SIZE (RED)



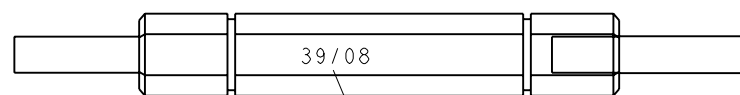
054159

CERTIFICATE-NO.



39/08

DATE OF MANUFACTUR
WEEK-NO. / YEAR



THIS DRAWING IS A CONTROLLED DOCUMENT.		DWN B. MUTH	27SEP2011	STE TE Connectivity
DIMENSIONS: INCH		CHK L. BAUER	27SEP2011	
TOLERANCES UNLESS OTHERWISE SPECIFIED:		APVD B. MUTH	27SEP2011	NAME GAUGE PACKAGE, OVERVIEW PRUEFLEHRE PACKUNG, UEBERSICHT
0 PLC ±-		PRODUCT SPEC	-	
1 PLC ±-		APPLICATION SPEC	-	SIZE
2 PLC ±-		WEIGHT	-	CAGE CODE
3 PLC ±-		CUSTOMER DRAWING	SCALE 5:1	DRAWING NO
4 PLC ±-				
ANGLES ±1°		RESTRICTED TO		-
FINISH -		SHEET 1 OF 1		REV A