

# ERNI VOLTRON 1000V CONNECTOR

TE Connectivity's (TE) ERNI VolTron 1000V high voltage sensing connector is specifically designed to use in the Battery Management System (BMS) and Battery Disconnect Units (BDU) to measure voltage across the battery architecture and ecosystem.

The connector's multiple design features, high CTI materials and contact surfaces maximize creep and clearance.

This results in high performance value of up to 1000V, strong dielectric strength and capability to use above 5000M sea level, with pollution degree 2 according to IEC 60664-1. The connector complies to LV214, LV215 and USCAR automotive standards.

## BENEFITS

- Increased voltage in battery architecture
- Reduced connector height provides more freedom for design of compact BMS
- Suitable to use in harsh environments and automotive standards

## FEATURES

- Up to 1000V signal measurement capability
- Miniaturization grade with low profile
- CTI 600 materials and Au terminal contact surface
- 5000M altitude compensation

# ERNI VOLTRON 1000V CONNECTOR

## APPLICATIONS

- Battery Management System (BMS);  
Battery Disconnect Unit (BDU)
- Integrated power electronics
- In broad range of applications where high voltage needs to be measured on a constant basis

## MECHANICAL

- Vibration severity SG2 (LV214)
- SMT termination
- MaxiBridge crimp contact (LV214 and SMBT approved)
- Primary and secondary locking
- 2 Color and mechanical codings

## ELECTRICAL

- Up to 1000V operating voltage
- Dielectric strength 2.500V (LV215) / 3.700V
- Terminal rated up to 6A (0.35mm<sup>2</sup>)
- 500 mating cycles

## MATERIALS

- CTI 600 resins
- UL 94 V-0 flammability resistance
- Gold surface contacts
- -55°C up to 150°C temperature range

## STANDARDS

- LV214
- LV215 (VW80332)
- USCAR 37

## SPECIFICATIONS







- [108-94917](#) product specification
- 108-94917-1 product specification
- 114-94917 application specification

## PRODUCT INFORMATION


| Part image  | Part number              | Part description                |
|---|--------------------------|---------------------------------|
|  | <a href="#">524191-E</a> | VolTron 2 POS Female Con BK TR  |
|  | <a href="#">524192-E</a> | VolTron 2 POS Female Con OR TR  |
|  | <a href="#">524197-E</a> | VolTron 5 POS Female Con BK TR  |
|  | <a href="#">524198-E</a> | VolTron 5 POS Female Con OR TR  |
|  | <a href="#">524201-E</a> | VolTron 6 POS Female Con OR TR  |
|  | <a href="#">524226-E</a> | VolTron 2 POS 90 HDR SMD BK T+R |
|  | <a href="#">524227-E</a> | VolTron 2 POS 90 HDR SMD OR T+R |

# ERNI VOLTRON 1000V CONNECTOR

## PRODUCT INFORMATION

| Part image   | Part number                     | Part description                              |
|--|---------------------------------|---|
|   | <a href="#"><u>524232-E</u></a> | VolTron 5 POS 90 HDR SMD BK T+R               |
|   | <a href="#"><u>524233-E</u></a> | VolTron 5 POS 90 HDR SMD OR T+R               |
|   | <a href="#"><u>524256-E</u></a> | VolTron 2 POS 180 HDR SMD BK T+R              |
|   | <a href="#"><u>524265-E</u></a> | VolTron 6 POS 180 HDR SMD BK T+R              |
|   | <a href="#"><u>464762-E</u></a> | MaxiBridge 0.6 REC TERMINAL Au 0.35-0.5mm 10K |
|  | <a href="#"><u>464763-E</u></a> | MaxiBridge 0.6 REC TERMINAL Au 0.35-0.5mm 500 |

## APPLICATION TOOLING

| Part image  | Part number                      | Part description                   |
|---|----------------------------------|------------------------------------|
|  | <a href="#"><u>2837428-1</u></a> | OCEAN 2.0 Applicator or S-062F0710 |

## te.com

© 2023 TE Connectivity. All Rights Reserved.

ERNI, MaxiBridge, TE Connectivity, TE connectivity (logo) and Every Connection Counts are trademarks owned or licensed by TE Connectivity. All other logos, products and/or company names referred to herein might be trademarks of their respective owners.

While TE has made every reasonable effort to ensure the accuracy of the information in this brochure, TE does not guarantee that it is error-free, nor does TE make any other representation, warranty or guarantee that the information is accurate, correct, reliable or current. TE reserves the right to make any adjustments to the information contained herein at any time without notice. TE expressly disclaims all implied warranties regarding the information contained herein, including, but not limited to, any implied warranties of merchantability or fitness for a particular purpose. The dimensions in this catalog are for reference purposes only and are subject to change without notice. Specifications are subject to change without notice. Consult TE for the latest dimensions and design specifications.

11/23 AK