

521208-5 ✓ ACTIVE

[RAST](#) | [RAST 5 IDC Connectors](#)

TE Internal #: 521208-5

Housing, Receptacle, Wire-to-Wire, 6 Position, .197 in [5 mm]

Centerline, Crimp, 1 Row, Natural, Mating Retention, Wire & Cable,

RAST 5 IDC Connectors

[View on TE.com >](#)



[Connectors](#) > [PCB Connectors](#) > [Wire-to-Board Connectors](#) > [Wire-to-Board Connector Assemblies & Housings](#)



Connector Product Type: **Housing**

Connector & Housing Type: **Receptacle**

Connector System: **Wire-to-Wire**

Number of Positions: **6**

Centerline (Pitch): **5 mm [ .197 in ]**

## Features

### Product Type Features

Connector Product Type	Housing
Connector & Housing Type	Receptacle
Connector System	Wire-to-Wire
Sealable	No
Connector & Contact Terminates To	Wire & Cable

### Configuration Features

Keying & Polarized Position Locations	5C
Number of Positions	6
Number of Rows	1

### Body Features

Primary Product Color	Natural
-----------------------	---------

### Contact Features

Contact Type	Socket
Contact Base Material	Brass



### Termination Features

Termination Method to Wire & Cable	Crimp
------------------------------------	-------

### Mechanical Attachment

Strain Relief	Without
Panel Mount Feature	Without
PCB Mount Retention	Without
Mating Retention Type	Latch
Mating Retention	With
Connector Mounting Type	Cable Mount (Free-Hanging)

### Housing Features

Housing Entry Configuration	Both Ends Closed
Housing Material	Nylon 66/6
Centerline (Pitch)	5 mm [.197 in]

### Dimensions

Connector Length	9.2 mm [.362 in]
Connector Height	30.12 mm [1.186 in]
Wire Size	22 – 14 AWG
Row-to-Row Spacing	5 mm [.197 in]

### Usage Conditions

Operating Temperature Range	-40 – 110 °C [-40 – 230 °F]
-----------------------------	-----------------------------

### Operation/Application

Circuit Application	Power & Signal
---------------------	----------------

### Industry Standards

Glow Wire Rating	Standard Part - Not Glow Wire
UL Flammability Rating	UL 94V-0

### Packaging Features

Packaging Quantity	1
Packaging Method	Package

### Product Compliance

For compliance documentation, visit the product page on [TE.com](https://www.te.com)>



EU RoHS Directive 2011/65/EU	Compliant
EU ELV Directive 2000/53/EC	Compliant
China RoHS 2 Directive MIIT Order No 32, 2016	No Restricted Materials Above Threshold
EU REACH Regulation (EC) No. 1907/2006	Current ECHA Candidate List: JUNE 2024 (241) Candidate List Declared Against: JUNE 2024 (241) Does not contain REACH SVHC
Halogen Content	Low Halogen - Br, Cl, F, I < 900 ppm per homogenous material. Also BFR/CFR/PVC Free
Solder Process Capability	Not applicable for solder process capability

Product Compliance Disclaimer





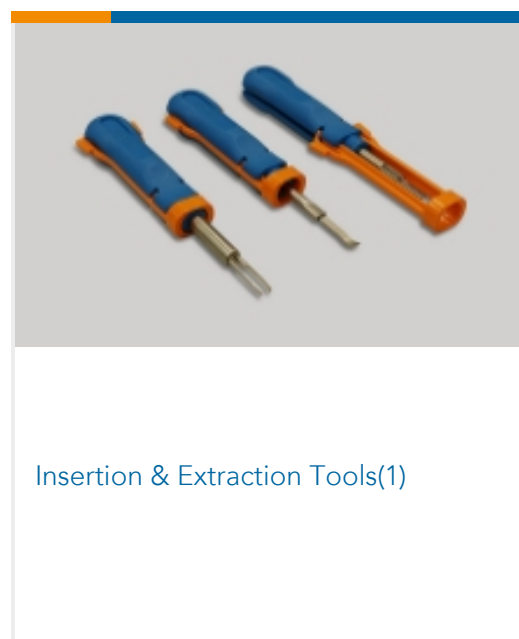
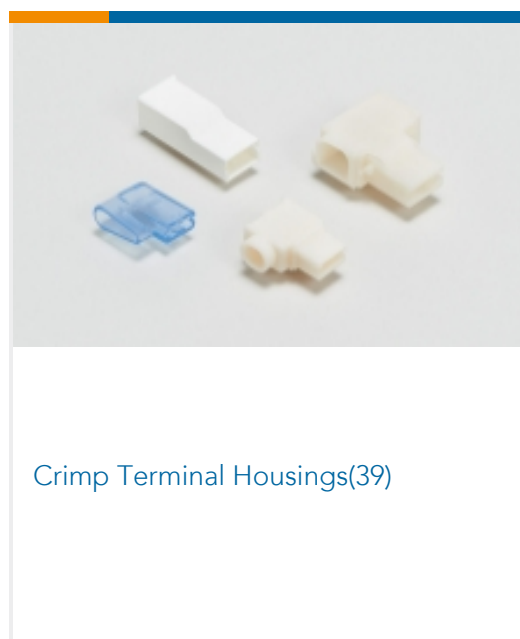
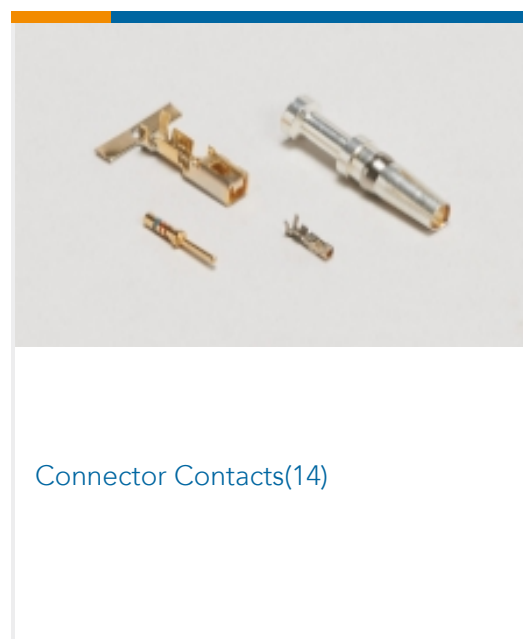
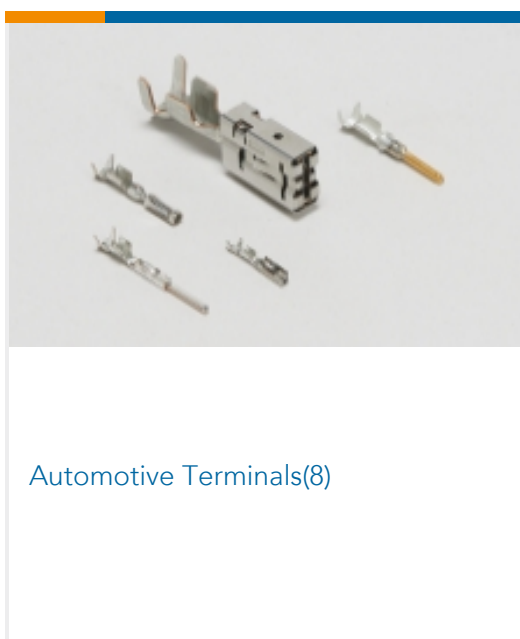
This information is provided based on reasonable inquiry of our suppliers and represents our current actual knowledge based on the information they provided. This information is subject to change. The part numbers that TE has identified as EU RoHS compliant have a maximum concentration of 0.1% by weight in homogenous materials for lead, hexavalent chromium, mercury, PBB, PBDE, DBP, BBP, DEHP, DIBP, and 0.01% for cadmium, or qualify for an exemption to these limits as defined in the Annexes of Directive 2011/65/EU (RoHS2). Finished electrical and electronic equipment products will be CE marked as required by Directive 2011/65/EU. Components may not be CE marked. Additionally, the part numbers that TE has identified as EU ELV compliant have a maximum concentration of 0.1% by weight in homogenous materials for lead, hexavalent chromium, and mercury, and 0.01% for cadmium, or qualify for an exemption to these limits as defined in the Annexes of Directive 2000/53/EC (ELV). Regarding the REACH Regulation, the information TE provides on SVHC in articles for this part number is based on the latest European Chemicals Agency (ECHA) 'Guidance on requirements for substances in articles' posted at this URL: <https://echa.europa.eu/guidance-documents/guidance-on-reach>


## Compatible Parts

 <p>TE Part # 521208-1 POSI-LOK HSG.250-6 POS RAST5</p>	 <p>TE Part # 521206-1 POSI-LOK HSG.250-4 POS RAST5</p>	 <p>TE Part # 521210-1 POSI-LOK HSG.250-8 POS RAST5</p>	 <p>TE Part # 521205-6 RAST 5, P-L HSG.-3 POS (03-K)</p>
 <p>TE Part # 521209-1 POSI-LOK HSG.250-7 POS RAST5</p>	 <p>TE Part # 521207-4 HSG,RAST 5,POSI LOCK MKIII,5P</p>	 <p>TE Part # 1969117-1 HSG,3P,RAST 5 CRIMP R/A,SPECIAL</p>	 <p>TE Part # 521205-7 RAST 5, P-L mk3 HSG.-3 POS (sp)</p>




## Also in the Series | RAST 5 IDC Connectors



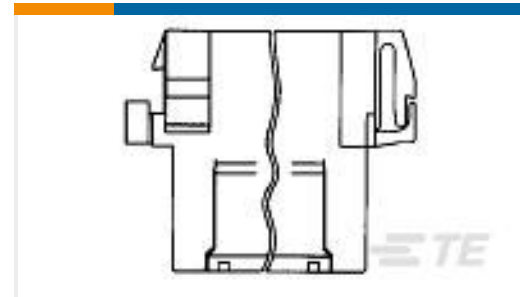


Wire-to-Board Connector Assemblies  
& Housings(210)

## Customers Also Bought



TE Part #926305-6  
UNML4WAY CAP



TE Part #929505-3  
FF FLA-STE-GEH2X4P



TE Part #454276-1  
FLOATING SHEAR



TE Part #650126-000  
D-436-82



TE Part #1-456405-6  
CRIMPER WIRE .080 F



TE Part #4-456135-8  
CRIMPER, INSULATION "O"(.100")

## Documents

### Product Drawings

HSG,250 POSI-LOC,MKII,6P,NAT

English

### CAD Files

[3D PDF](#)

3D

Customer View Model

[ENG\\_CVM\\_CVM\\_521208-5\\_S.2d\\_dxf.zip](#)

English

Customer View Model

[ENG\\_CVM\\_CVM\\_521208-5\\_S.3d\\_igs.zip](#)

English

Customer View Model

[ENG\\_CVM\\_CVM\\_521208-5\\_S.3d\\_stp.zip](#)

English

By downloading the CAD file I accept and agree to the [Terms and Conditions](#) of use.



---

**Datasheets & Catalog Pages**

[RAST Connector System Catalog](#)

English

---

**Agency Approvals**

[UL Report](#)

English