

5111374-1 ✓ ACTIVE

[AMP-LATCH](#) | [AMP-LATCH Universal Headers](#)

TE Internal #: 5111374-1

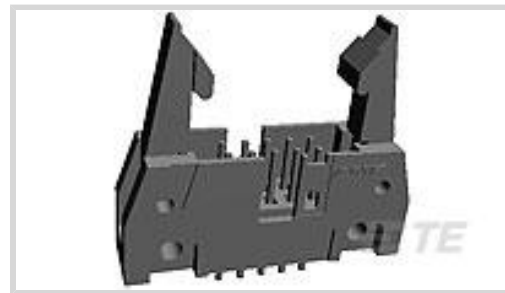
Ribbon Cable Connectors, Wire-to-Board, 10 Position, 2.54 mm [.1 in] Centerline, Vertical, Through Hole - Solder, 2 Row, AMP-LATCH Universal Headers

[View on TE.com >](#)



[Connectors](#) > [PCB Connectors](#) > [Wire-to-Board Connectors](#) > [FFC, FPC & Ribbon Connectors](#) > [Ribbon Cable Connectors](#) >

[AMP-LATCH UNIVERSAL HEADERS](#)



Connector System: **Wire-to-Board**

Number of Positions: **10**

Centerline (Pitch): **2.54 mm [.1 in]**

PCB Mount Retention: **Without**

PCB Mount Orientation: **Vertical**

[All AMP-LATCH UNIVERSAL HEADERS \(525\)](#)

## Features

### Product Type Features

Connector Type	Header
Ribbon Cable Connector Header Type	Universal Ejection Pin Headers
Connector Mating Latch & Lock Type	Long
Connector Product Type	Connector Assembly
Connector System	Wire-to-Board
Connector & Housing Type	Plug
Connector & Contact Terminates To	Printed Circuit Board

### Configuration Features

Number of Positions	10
PCB Mount Orientation	Vertical
Number of Rows	2

### Electrical Characteristics

Insulation Resistance	5000 MΩ
Operating Voltage	250 VAC

### Body Features

Mating Retention Feature Color	Red
--------------------------------	-----



Mating Retention Feature Material	PCT
-----------------------------------	-----

Connector Profile	Standard
-------------------	----------

### Contact Features

Mating Square Post Dimension	.64 mm[.025 in]
------------------------------	-----------------

PCB Contact Termination Area Plating Material Thickness	2.54 $\mu$ m[100 $\mu$ in]
---	----------------------------

Contact Type	Pin
--------------	-----

Contact Mating Area Plating Material Thickness	.76 $\mu$ m[30 $\mu$ in]
--	--------------------------

Contact Mating Area Plating Material	Gold, Gold Flash over Palladium Nickel
--------------------------------------	--

PCB Contact Termination Area Plating Material Finish	Matte
--	-------

Contact Shape & Form	Square
----------------------	--------

Contact Underplating Material	Nickel, Palladium Nickel
-------------------------------	--------------------------

PCB Contact Termination Area Plating Material	Tin
---	-----

Contact Base Material	Brass, Phosphor Bronze
-----------------------	------------------------

Contact Current Rating (Max)	1 A
------------------------------	-----

### Termination Features

Round Termination Post & Tail Diameter	.64 mm[.025 in]
--	-----------------

Termination Post & Tail Length	2.79 mm[.11 in]
--------------------------------	-----------------

Termination Method to Printed Circuit Board	Through Hole - Solder
---	-----------------------

### Mechanical Attachment

Mating Alignment	With
------------------	------

Contact Retention Type Within Housing	Press-Fit
---------------------------------------	-----------

PCB Mount Alignment	Without
---------------------	---------

Panel Mount Feature	Without
---------------------	---------

Panel Mount Feature Type	Mounting Ears
--------------------------	---------------

PCB Mount Retention	Without
---------------------	---------

Mating Alignment Type	Center & Dual
-----------------------	---------------

Mating Retention	With
------------------	------

Mating Retention Type	Ejection Latch
-----------------------	----------------

Connector Mounting Type	Board Mount
-------------------------	-------------

### Housing Features

Housing Material	PCT GF
------------------	--------

Housing Color	Red
---------------	-----



Centerline (Pitch)	2.54 mm[.1 in]
--------------------	----------------

### Dimensions

Shrouded End Dimension	3.81 mm[.15 in]
------------------------	-----------------

Connector Length	32 mm[1.26 in]
------------------	----------------

Connector Height	8.64 mm[.548 in]
------------------	------------------

PCB Thickness (Recommended)	1.57 mm[.062 in]
-----------------------------	------------------

Row-to-Row Spacing	2.54 mm[.1 in]
--------------------	----------------

### Usage Conditions

Housing Temperature Rating	High
----------------------------	------

Operating Temperature Range	-65 – 105 °C[-85 – 221 °F]
-----------------------------	----------------------------

### Operation/Application

Circuit Application	Signal
---------------------	--------

### Industry Standards

UL Flammability Rating	UL 94V-0
------------------------	----------

### Packaging Features

Packaging Quantity	18
--------------------	----

Packaging Method	Tray
------------------	------

### Other

Comment	For Use With Receptacles With Strain Relief, Pin headers in 10- and 14-position sizes have only one slot for snap-in polarizer (military polarization), located as shown., Pin headers in 10-position size have only slot for dual polarization, located as shown.
---------	--

### Product Compliance

[For compliance documentation, visit the product page on TE.com>](#)

EU RoHS Directive 2011/65/EU	Compliant
------------------------------	-----------

EU ELV Directive 2000/53/EC	Compliant
-----------------------------	-----------

China RoHS 2 Directive MIIT Order No 32, 2016	No Restricted Materials Above Threshold
---	---

EU REACH Regulation (EC) No. 1907/2006	Current ECHA Candidate List: JUNE 2022 (224) Candidate List Declared Against: JUNE 2022 (224) Does not contain REACH SVHC
--	---



Halogen Content Not Low Halogen - contains Br or Cl > 900 ppm.

Solder Process Capability Pin-in-Paste capable to 245°C

**Product Compliance Disclaimer**



This information is provided based on reasonable inquiry of our suppliers and represents our current actual knowledge based on the information they provided. This information is subject to change. The part numbers that TE has identified as EU RoHS compliant have a maximum concentration of 0.1% by weight in homogenous materials for lead, hexavalent chromium, mercury, PBB, PBDE, DBP, BBP, DEHP, DIBP, and 0.01% for cadmium, or qualify for an exemption to these limits as defined in the Annexes of Directive 2011/65/EU (RoHS2). Finished electrical and electronic equipment products will be CE marked as required by Directive 2011/65/EU. Components may not be CE marked. Additionally, the part numbers that TE has identified as EU ELV compliant have a maximum concentration of 0.1% by weight in homogenous materials for lead, hexavalent chromium, and mercury, and 0.01% for cadmium, or qualify for an exemption to these limits as defined in the Annexes of Directive 2000/53/EC (ELV). Regarding the REACH Regulation, the information TE provides on SVHC in articles for this part number is based on the latest European Chemicals Agency (ECHA) 'Guidance on requirements for substances in articles' posted at this URL: <https://echa.europa.eu/guidance-documents/guidance-on-reach>

## Compatible Parts

 <p>TE Part # 499252-5 010 STRAIN RELIEF A-L RCPT</p>	 <p>TE Part # 3-1437020-7 609-1031HD=FSKT IDC S 10 SR</p>	 <p>TE Part # 1658621-1 10 NOVO MIL/CTR 15DP, LEAD FREE</p>	 <p>TE Part # 1658526-4 609-1030LF FEM SOCKT, LEAD FREE</p>
 <p>TE Part # 1658527-4 622-1041LF FEM SOCKT, LEAD FREE</p>	 <p>TE Part # 1658527-3 622-1030LF FEM SOCKT, LEAD FREE</p>	 <p>TE Part # 1658620-1 10 NOVO MIL 15DP, LEAD FREE</p>	 <p>TE Part # 1658526-5 609-1041LF FEM SOCKT, LEAD FREE</p>
 <p>TE Part # 1658622-1 10 NOVO MIL/CTR 30DP, LEAD FREE</p>	 <p>TE Part # 1658623-1 10 NOVO MIL 30DP, LEAD FREE</p>	 <p>TE Part # 1-1658528-1 636-1030LF=FEM SKT BLADE POL 1</p>	 <p>TE Part # 1658526-3 609-1000MLF FEM SCKT, LEAD FREE</p>



### Also in the Series | AMP-LATCH Universal Headers



### Customers Also Bought



### Documents

#### Product Drawings

[A/L UNIV HDR 10P VERT LG LAT HT](#)

English

#### CAD Files

[3D PDF](#)

[3D](#)



### Customer View Model

[ENG\\_CVM\\_CVM\\_5111374-1\\_B.2d\\_dxf.zip](#)

English

### Customer View Model

[ENG\\_CVM\\_CVM\\_5111374-1\\_B.3d\\_igs.zip](#)

English

### Customer View Model

[ENG\\_CVM\\_CVM\\_5111374-1\\_B.3d\\_stp.zip](#)

English

By downloading the CAD file I accept and agree to the [Terms and Conditions](#) of use.

### Product Specifications

[Product Specification](#)

English